

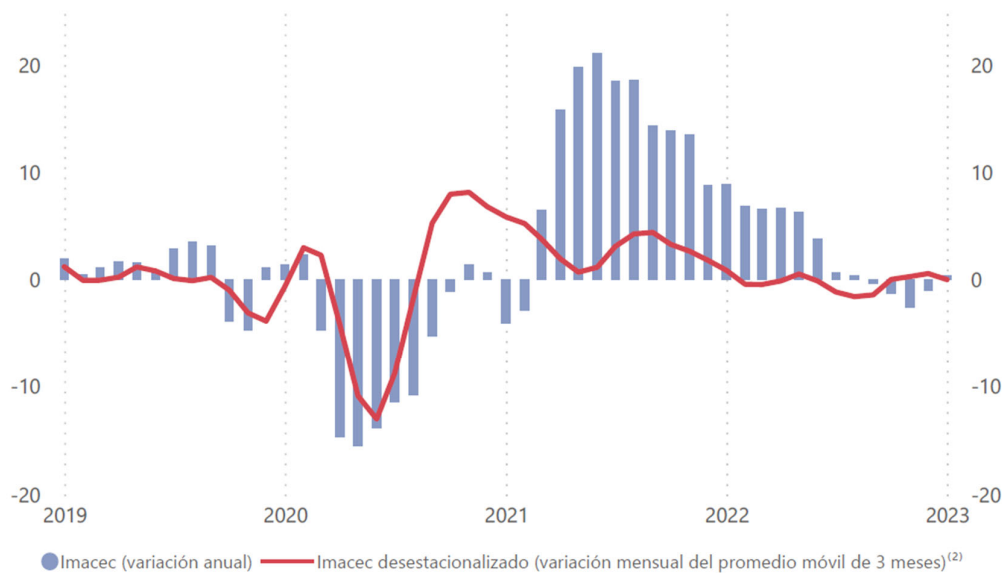
January 2023's monthly index of economic activity, Imacec

According to preliminary information, last January the Imacec rose 0.4% compared with the same month a year before (figure 1). The seasonally adjusted series rose 0.5% with respect to the previous month and dropped 0.3% in twelve months. The month came with the same number of working days as January 2022.

The Imacec result was explained by services and mining activity, which was partly offset by a drop in trade (figure 2). The seasonally adjusted Imacec increase was determined by its every component except Other goods (figure 3).

The non-mining Imacec posted a decrease of 0.2% in twelve months and, in seasonally adjusted terms, grew 0.4% from the previous month.

Gráfico 1: IMACEC
(tasa de variación porcentual)



Imacec analysis by activity

1. Goods production

Goods production grew 1.6%, driven by the performance of mining, which increased 4.0%. Other goods and the manufacturing industry grew by 0.8% and 0.4%, respectively.

In seasonally adjusted terms, the production of goods showed no variation from the previous month, explained by the opposing performances of the fall in Other goods and the increase in mining and manufacturing.

2. Trade

Trade activity posted a decline of 3.2% led by retail, especially lower sales of supermarkets, department stores and specialized foods and beverage establishments. Wholesale trade showed no change, as the increase in food sales was offset by a fall in its other components.

Meanwhile, the seasonally adjusted figures showed an increase of 1.1% with respect to the previous month, explained by car sales and wholesale trade.

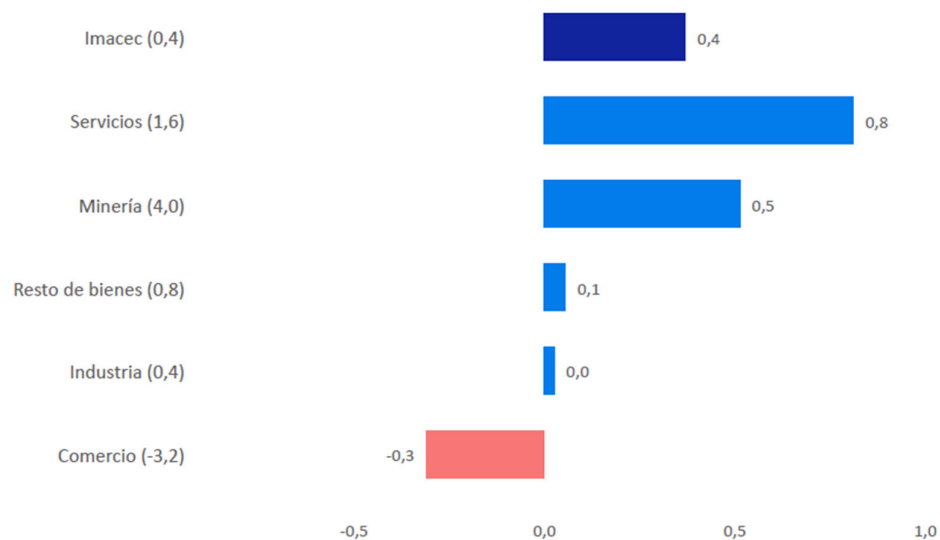
3. Services

Services increased by 1.6%, a result mainly explained by the performance of personal services, followed by entrepreneurial services.

In seasonally adjusted figures, services posted an increase of 0.7% compared with the previous month, owing mainly to personal services.

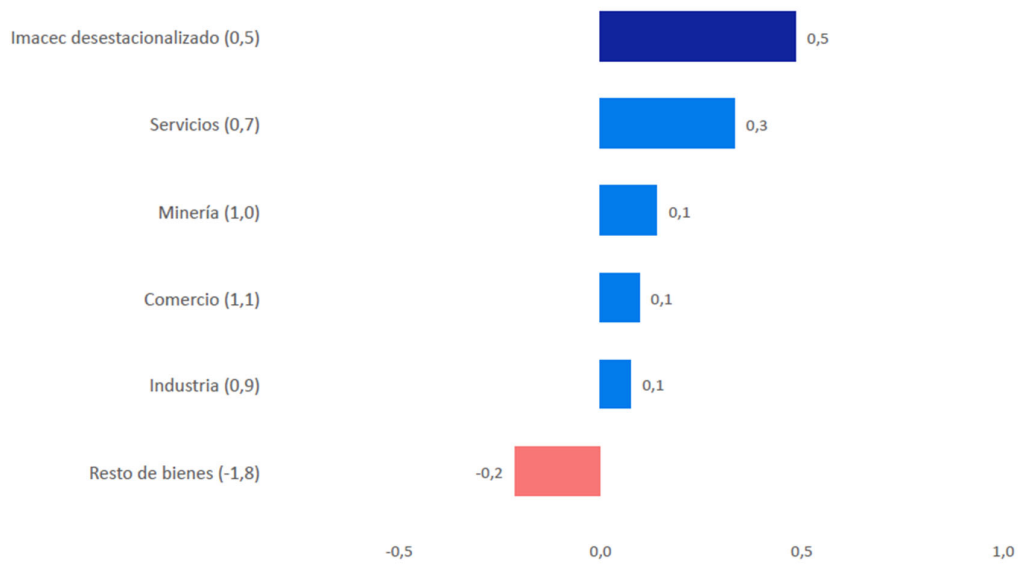
In accordance with the calendar of National Accounts publication, our 2022 GDP estimate, together with revisions to the years 2020 y 2021, will be released next 20 March. The Imacec series will be revised to make them coherent with the new figures.

Gráfico 2: Contribución a la variación anual del Imacec⁽⁸⁾
(tasas de variación y contribuciones porcentuales)



Nota: Variación anual entre paréntesis y contribuciones porcentuales en barras.

Gráfico 3: Contribución a la variación mensual del Imacec desestacionalizado⁽⁸⁾
(tasas de variación y contribuciones porcentuales)



Nota: Variación anual entre paréntesis y contribuciones porcentuales en barras.

Los periodistas que necesiten contactarse con el Banco Central de Chile pueden hacerlo a través de la Gerencia de Comunicaciones en el correo electrónico comunicaciones@bcentral.cl o en el teléfono (56-2) 2670 2438.