

The need for timely official statistics: the pandemic as a driver for innovation

Bert Kroese

Deputy Director-General Statistics Netherlands

Fourth Statistics Conference Banco Central Chile, 28-9-2021



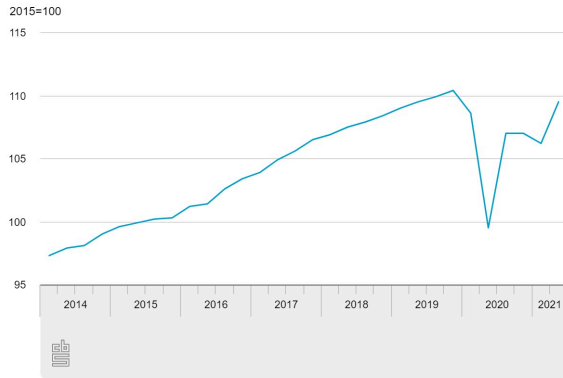
Role of Statistic Netherlands in society

A large, diverse crowd of people is walking outdoors, many wearing face masks. The scene is brightly lit, suggesting a sunny day. In the background, there are buildings and a sign that reads "Verboden voor voetgangers" (Prohibited for pedestrians). The overall atmosphere is one of a busy public space during a period of health precautions.

Support evidence based decision making

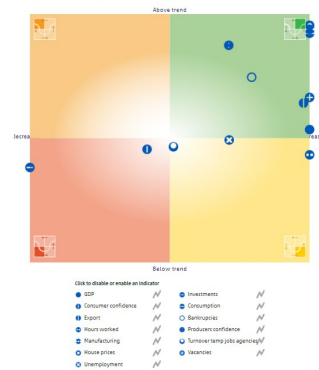
Regular economic statistics in the Netherlands

GDP (volume), seasonally adjusted



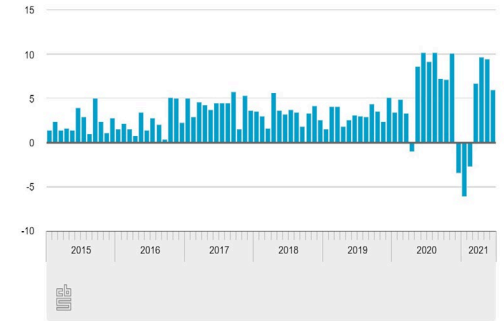
August 2021

Source: Statistics Netherlands



Turnover retail sector* (adjusted for shopping days)

year-on-year % change



*excluding petrol stations and pharmacies

Cooperation with Dutch Central Bank

- Essential Strategic Alliance
- Data Provider, Data User & Joint Production of Statistics
- Drivers:
 - (de)Globalisation, Financialisation and Digitalisation require even more close cooperation and maximum sharing of (micro)data and knowledge of our economy
 - Our statistics (partly) overlap (Balance of Payments and National Accounts) but showed substantial differences
 - Efficiency, utilising our comparative advantages and minimizing administrative burden for respondents.

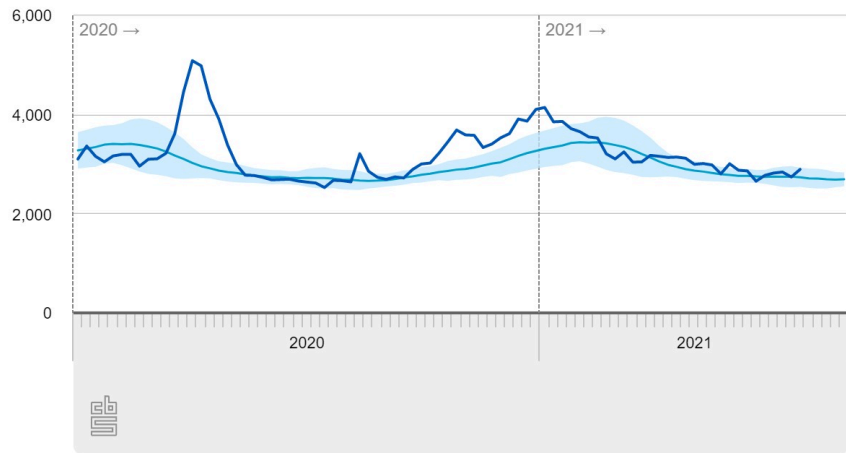
Our enhanced cooperation in a nutshell

1. Joint production process for National Accounts (rest of the world account) and the Balance of Payments
2. From separate surveys to joint surveys for financial and non-financial institutions
3. Redistribution of task (comparative advantages)
4. Working towards 1 joint business register
5. Introduction of chain management
6. A joint external advisory board

Effect of Corona crisis on demand for statistics

- Timeliness
- Frequency
- New statistics 'on demand'
- Close interaction with policy makers
- Innovation

Weekly mortality*

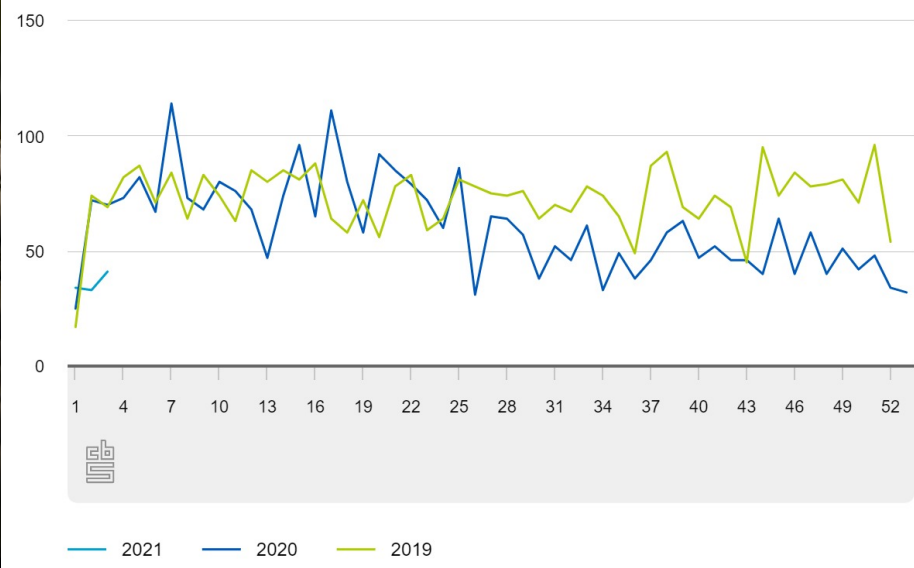


* Provisional figures. Week 30 in 2021 is an estimate.



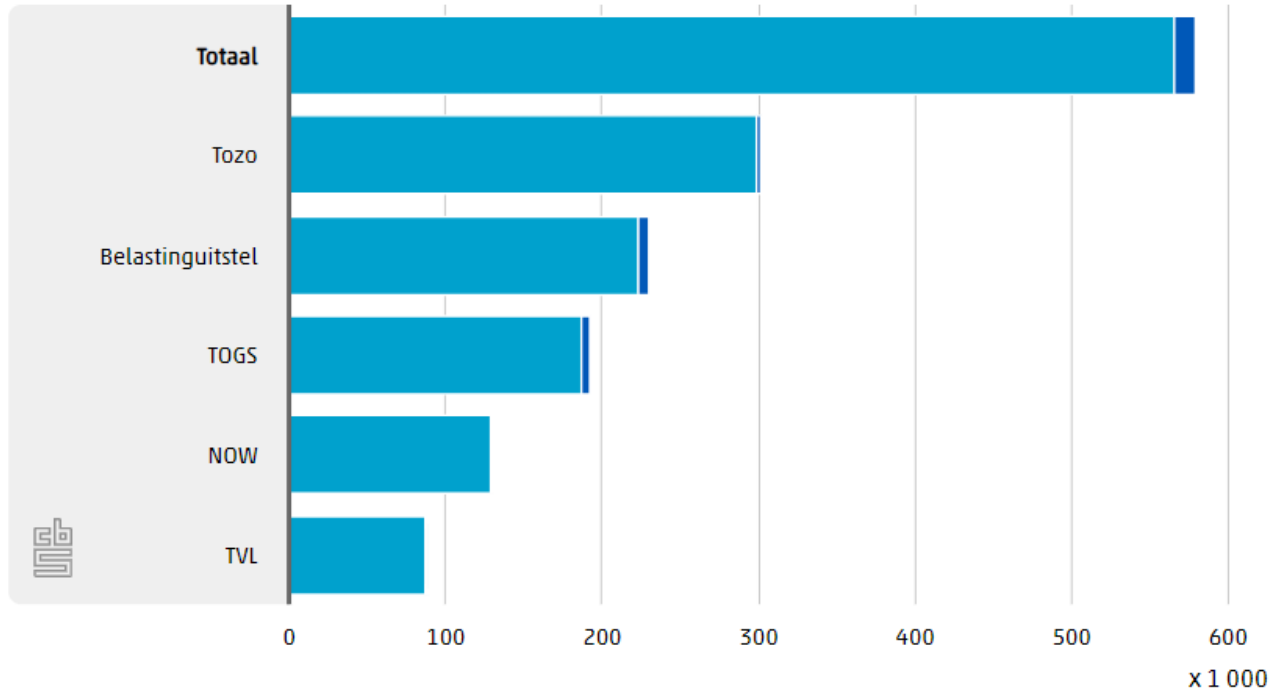
Excess mortality

Weekly bankruptcies, companies and institutions (incl. sole proprietorships)

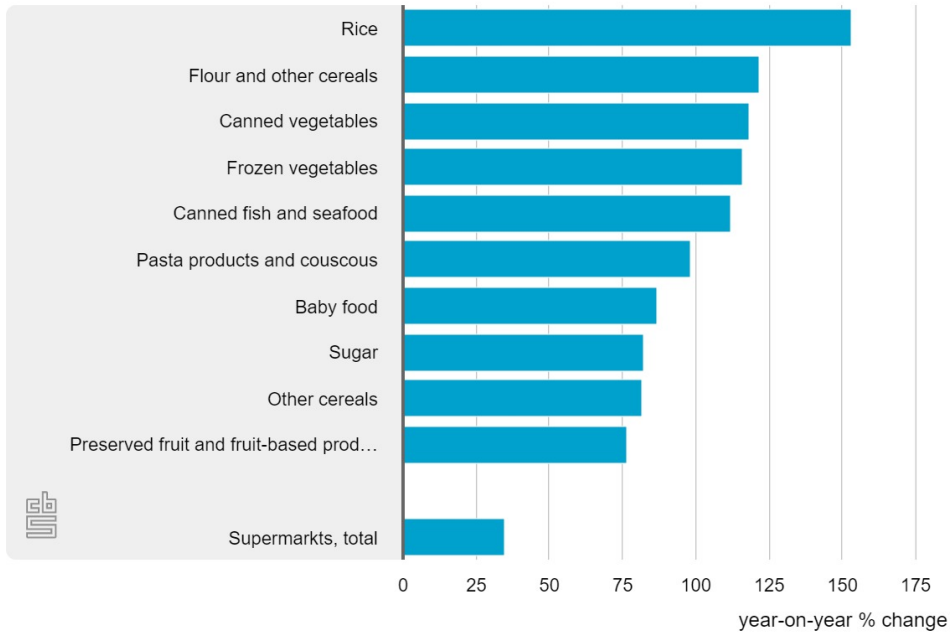


Bankruptcies

Companies that got government support and (in dark blue) the number that went bankrupt



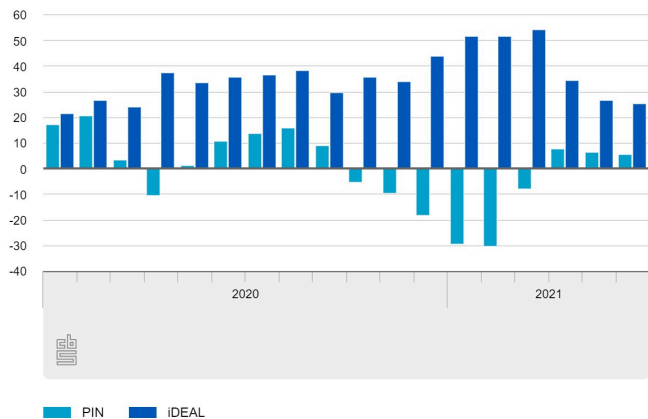
Turnover growth in food products, 9 to 15 March 2020



Consumer spending

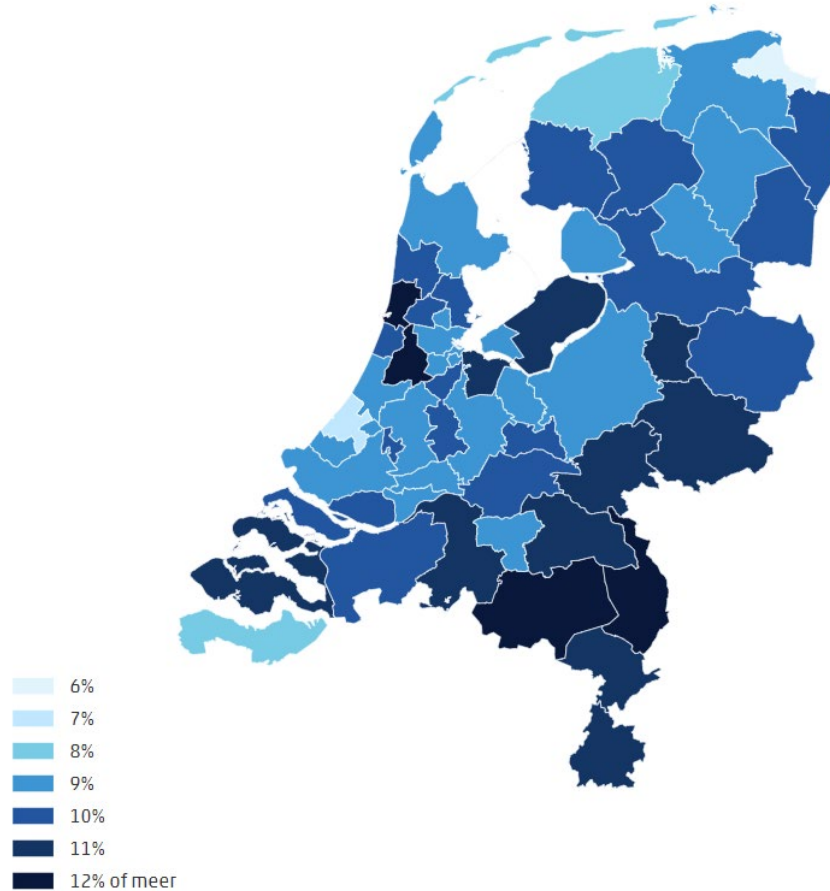
Aantal PIN- en iDEAL-transacties per maand

% verandering t.o.v. jaar eerder

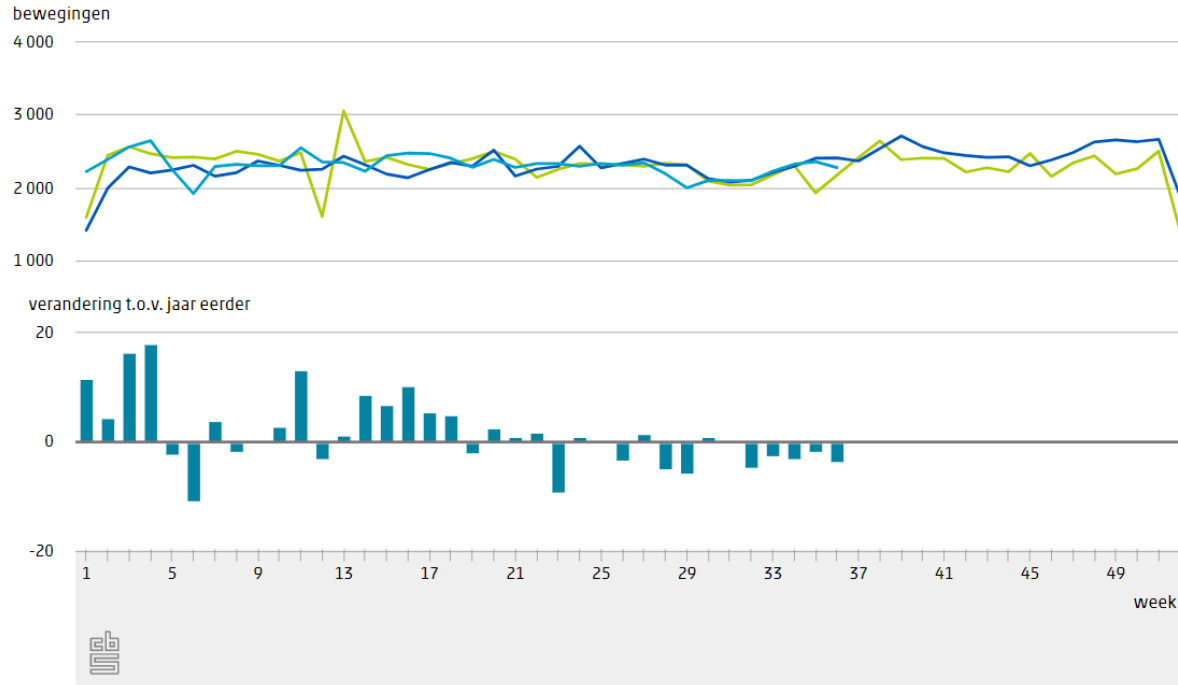


Online purchases

Economic Growth Q2 2021 wrt Q2 2020



Inland shipping (weekly data)

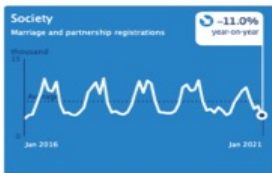
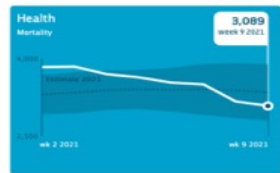


Klik om te tonen/verbergen:

— 2021 — 2020 — 2019 ■ Verandering 2021 t.o.v. 2020 (gecorr. voor feest- en bruggdagen)
■ Verandering 2021 t.o.v. 2020

Well-being in times of coronavirus

Presented here is the most up-to-date overview of well-being in the Netherlands, divided over nine themes. The development in relation to these themes is based on multiple indicators for each theme.



Dashboards and communication

Opportunities and responsibilities



Rise to the challenge