Monthly Report *October 2017*
Foreign Exchange and Derivatives Statistics

This report presents foreign exchange and currency derivatives statistics carried out by the Formal Exchange Market (FEM) against non-banking domestic counterparties and the Foreign Sector, with data up to September 2017, considering domestic currency vis-a-vis foreign currency for both turnover and outstanding figures. Definitions and a more detailed disaggregation of the series contained in this report are available at the Statistical Database of the Central Bank of Chile.

Contact: dineroybanca@bcentral.cl

Derivatives market, net amounts outstanding

Derivatives. Amounts outstanding by counterparty (millions of US dollars)		
Foreign Sector	$	-7,226
Real Sector Companies	$	-2,326
Pension Funds	$	11,680
Insurance Companies	$	7,333
Brokers and Mutual Funds	$	1,080
Other Sectors	$	-98
Total	$	10,442

In this month, the FEM foreign currency net position grew by US$62 million, reaching a total of US$10,442 million (August: US$10,380) (Chart 1 and annex).

This is explained by the growth of the FEM long position to the Pension Funds by US$319 million, ending the month with US$11,680 million (August: US$11,361), this was compensated by the decrease of the rest of the sectors.

Chart 1: Derivatives, amounts outstanding by counterparty.
(millions of US dollars)

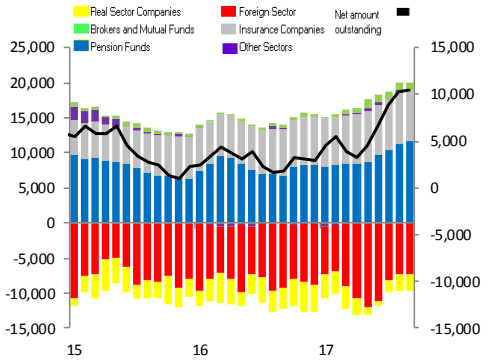

Source: Central Bank of Chile.
View extended series

Derivatives market, turnover

Derivatives turnover by counterparty (millions of US dollars)		
Foreign Sector	$	28,729
Real Sector Companies	$	6,971
Pension Funds	$	12,391
Insurance Companies	$	2,270
Brokers and Mutual Funds	$	1,491
Other Sectors	$	1,960
Total	$	53,811

In September, the FEM derivatives turnover was US$53,811 million, it decreased by US$7,213 million compared with the previous month (August: US$61,024) (Chart 2).

This decrease in the activity was mostly attributable to Foreign Sector which traded a total of US$28,729 million, US$5,302 million less than previous month (August: US$34,031).

Chart 2: Derivatives turnover by counterparty.
(millions of US dollars)

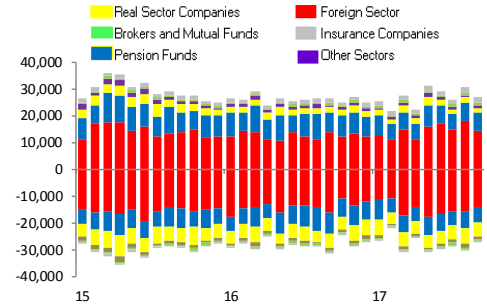

Source: Central Bank of Chile.
View extended series

Spot market, turnover

Spot turnover by counterparty (millions of US dollars)		
Foreign Sector	$	3,652
Real Sector Companies	$	12,058
Pension Funds	$	3,222
Insurance Companies	$	663
Brokers and Mutual Funds	$	5,416
Other Sectors	$	3,270
Total	$	28,280

FEM spot turnover reached US$28,280 million, decreasing in US$1,527 million from the previous month (August: US$29,807) (Chart 3).

Brokers and Real Sector Companies decreased their turnover and reached US$5,416 million (August: US$7,285) and US$12,058 million (August: US$ 12,833), respectively. This was compensated by the turnover increase of US$1,118 million of the rest of the sectors.

Chart 3: Spot turnover by counterparty.
(millions of US dollars)

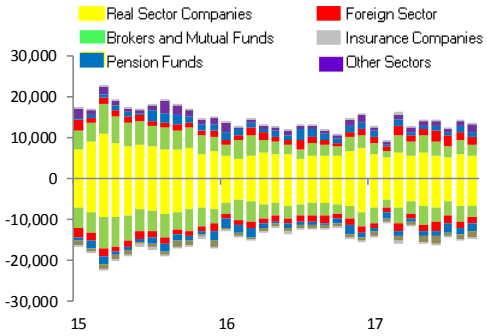

Source: Central Bank of Chile.
View extended series

Annex

Net amounts outstanding (spot plus derivatives) of the Formal Exchange Market

(millions of US dollars)

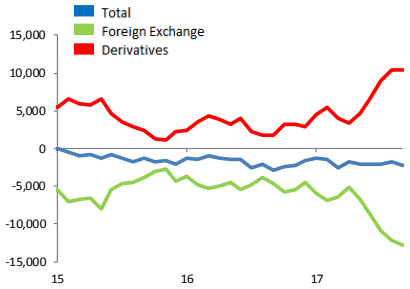

View extended series

Derivatives. Net amounts outstanding of the Formal Exchange Market with Foreign Sector

(millions of US dollars)

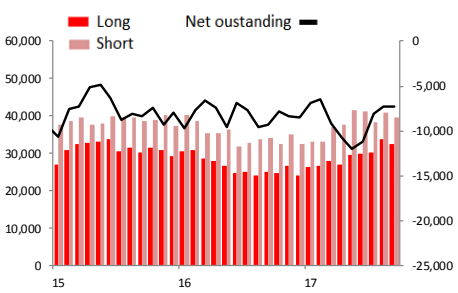

View extended series

Derivatives. Net amounts outstanding of the Formal Exchange Market with Local Counterparties

(millions of US dollars)

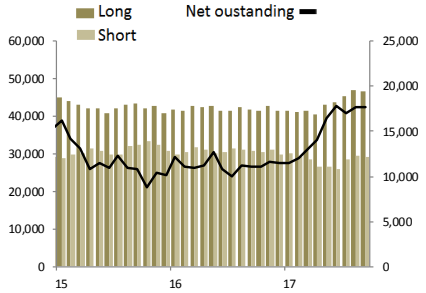

View extended series

Derivatives. Net amounts outstanding of the Formal Exchange Market with Pension Funds

(millions of US dollars)

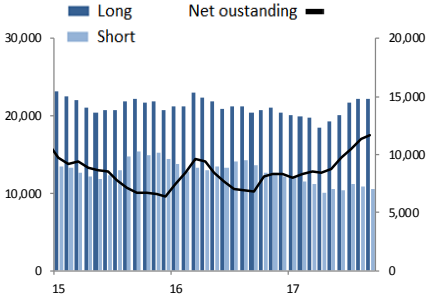

View extended series

Derivatives. Net amounts outstanding of the Formal Exchange Market with Real Sector Companies

(millions of US dollars)

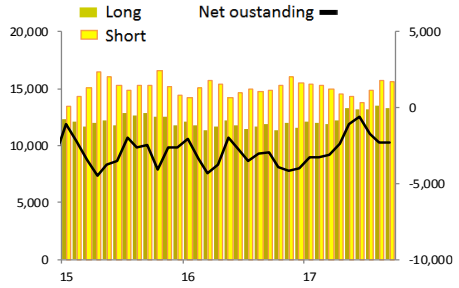

View extended series

Derivatives. Net amounts outstanding of the Formal Exchange Market with Insurance Companies

(millions of US dollars)

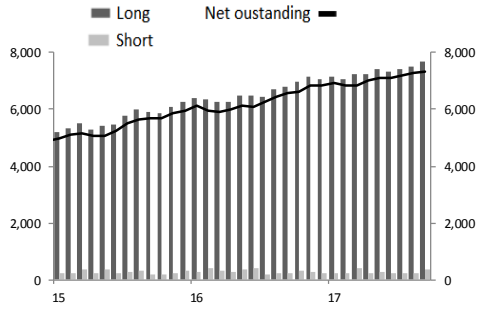

View extended series

Derivatives. Net amounts outstanding of the Formal Exchange Market with Brokers and Mutual Funds

(millions of US dollars)

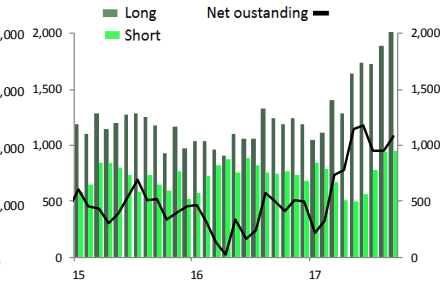

View extended series

Derivatives. Net amounts outstanding of the Formal Exchange Market with Other Sectors

(millions of US dollars)

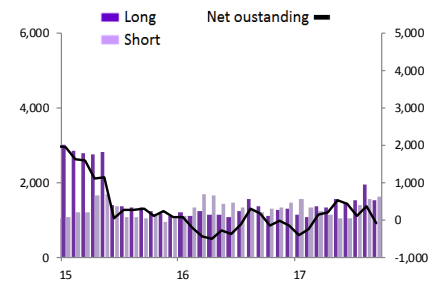

View extended series