

# INFLATION TARGET TRANSPARENCY AND THE MACROECONOMY

Martin Melecký  
*World Bank*

Diego Rodríguez Palenzuela  
*European Central Bank*

Ulf Söderström  
*Sveriges Riksbank*

Over the last twenty years, many central banks have adopted increasing standards of transparency in communicating their monetary policy objectives, in particular regarding the explicit definition and quantification of their price stability objective or inflation target. One important benefit of increased transparency is that it prepares the ground for central banks to improve their credibility and facilitates the anchoring of private sector inflation expectations to stated objectives (see, for instance, Leiderman and Svensson, 1995; Bernanke and others, 1999). Economic theory suggests that private decisions are partly determined by agents' expectations concerning the future. Inflation targeting, by anchoring inflation expectations, can thus be expected to simplify private agents' decisions, thereby reducing macroeconomic volatility and increasing overall welfare.

Several authors present empirical evidence that inflation targeting coupled with central bank independence has had the effect of anchoring

At the time of the conference, Ulf Söderström was affiliated with Bocconi University.

This paper circulated previously under the title "Monetary Policy Credibility and the Macroeconomy." We are grateful for comments from Alex Bowen, Jim Bullard, Andy Levin, John McDermott, Luca Sala, Paul Söderlind, Antonella Trigari, John Williams, Tony Yates, and the editors, Klaus Schmidt-Hebbel and Carl E. Walsh. We also thank Eric Swanson for sharing his Matlab code. All views, conclusions, and opinions expressed in this paper reflect solely those of the authors and do not represent those of the World Bank or the European Central Bank.

*Monetary Policy under Uncertainty and Learning*, edited by Klaus Schmidt-Hebbel and Carl E. Walsh, Santiago, Chile. © 2009 Central Bank of Chile.

inflation expectations. For instance, Levin, Natalucci, and Piger (2004) find that private sector inflation forecasts in the United States (where monetary policy is not guided by an inflation target) are highly correlated with a moving average of lagged inflation, while this correlation is essentially zero in a number of countries with formal inflation targets. Gürkaynak, Levin, and Swanson (2006) and Gürkaynak and others (2007) show that long-term inflation expectations tend to be less responsive to macroeconomic announcements in countries with independent inflation-targeting central banks, such as Canada, Sweden, or the United Kingdom after 1997, than in countries where the central bank is either not independent or does not have an explicit inflation target, such as the United States or the United Kingdom before formal independence in 1997.

There is no strong evidence, however, that this effect on inflation expectations has reduced macroeconomic volatility in general. While many economies, including the United Kingdom and Sweden, have performed well since the introduction of inflation targets, other economies without formal inflation targets, in particular the United States, have posted a similar, or even more impressive, performance.<sup>1</sup>

This paper aims at better understanding the links between monetary policy credibility and communication, on the one hand, and private sector expectations and macroeconomic volatility, on the other. We study an empirical dynamic stochastic general equilibrium (DSGE) model of the euro area, estimated by Smets and Wouters (2003). In our specification of the model, private agents observe changes in the monetary policy stance (the central bank's interest rate instrument), but they are unable to distinguish between temporary deviations from the central bank's monetary policy rule and permanent shifts in the inflation target. Agents therefore use the Kalman filter to construct optimal estimates of the current inflation objective and the temporary monetary policy shock and to make forecasts of the future path of

1. Cecchetti and Ehrmann (1999) and Levin, Natalucci, and Piger (2004) instead suggest that the introduction of a formal inflation target may lead to higher volatility in output, as the central bank shifts its preference toward stabilizing inflation and the economy moves along a fixed inflation/output volatility frontier. However, they do not find strong empirical support for this hypothesis. Benati (2006) finds that explicit inflation targeting (as in the United Kingdom, Sweden, Canada, and New Zealand) or the adoption of a quantitative definition of price stability (as in Switzerland and the euro area) has led to a significantly lower degree of inflation persistence. At the same time, he also finds that the United States has been able to achieve a low degree of inflation persistence since former Federal Reserve Chairman Paul Volcker's mandate, even without announcing an explicit inflation target.

monetary policy, and they update these estimates and forecasts as more information arrives. This learning behavior affects private agents' decisions and therefore all endogenous variables in the economy, with consequences for macroeconomic volatility in general.

Within this model, we first quantify the macroeconomic benefits of credibly announcing the (time-varying) level of the central bank's inflation objective. Such an announcement enables private agents to directly observe movements in the central bank's inflation objective and temporary deviations from the monetary policy rule. We then study the design of optimized rules for monetary policy within our framework, assuming a standard objective function for the central bank. In particular, we analyze whether rules optimized for the full information specification of the model need to be altered if agents do not observe the central bank's inflation objective.

Our results suggest that the macroeconomic benefits of credibly announcing the current level of the time-varying inflation target may be reasonably small as long as private agents correctly understand the stochastic processes governing the unobservable inflation target and the temporary policy shock and as long as the standard deviation of these shocks remains relatively small. We find that economic volatility decreases substantially after shocks to monetary policy. The overall gains from announcing the inflation target are fairly small, however, since these shocks account for a small fraction of overall volatility in our economy.<sup>2</sup> On the other hand, if private agents overestimate the volatility of the inflation target, the overall gains of credibly announcing the target can be large.

We also find that optimized monetary policy rules tend to respond more aggressively to inflation when private agents have imperfect information. By responding more aggressively to inflation, the central bank helps private agents in their learning process, thus reducing the deviation of inflation from the target with small consequences for volatility in the remaining macroeconomic variables.

Our model setup is closely related to those of Erceg and Levin (2003), Andolfatto, Hendry, and Moran (2005), and Kozicki and Tinsley (2005). Erceg and Levin (2003) study inflation persistence and the cost of disinflation in a model in which private agents cannot distinguish between temporary and permanent monetary policy shocks that follow

2. Our model is estimated over a period that does not include the great inflation of the 1970s, so monetary policy shocks are not very volatile and account for a small fraction of overall volatility. The effects of announcing the inflation target might be larger if monetary policy shocks were more volatile, but we do not explore this issue here.

stationary autoregressive processes, as in our setup. Their model is able to generate substantial inflation persistence and large disinflation costs as a consequence of the learning behavior of private agents, properties that are also present in our model. Andolfatto, Hendry, and Moran (2005) study the properties of inflation expectations in a model in which the temporary shock follows an autoregressive process, but the permanent shock follows a Bernoulli process. They show that common econometric tests tend to reject the rationality of inflation expectations when private agents learn about the properties of monetary policy shocks over time. Relative to these contributions, our purpose is somewhat broader, in that we try to understand the overall costs of imperfect information about monetary policy in terms of macroeconomic volatility, and we also study the appropriate design of monetary policy.

Moran (2005) uses a similar model to study the welfare effects of reducing the inflation target when agents learn about the shift in the inflation target using Bayesian updating. The welfare benefits are significant when comparing steady states, but much smaller if the transitional period of learning is also taken into account.

Kozicki and Tinsley (2005) use a reduced-form model of the U.S. economy to analyze the role of imperfect central bank credibility in the economy's transition to a new level of the inflation objective. Their model generates a rather large contribution of monetary policy to the volatility of inflation and other nominal variables after permanent shifts in the inflation target.

A number of other recent contributions study the consequences for monetary policy of private sector learning about the general structure of the economy in the stylized "New-Keynesian" model framework developed by Clarida, Galí, and Gertler (1999), Woodford (2003), and others. For instance, Nunes (2005) uses a model in which a proportion of private agents learn about the economic structure; he finds that his model explains well the transitional dynamics of the economy after a disinflationary shock. Gaspar, Smets, and Vestin (2006a, 2006b, 2006c) show that in order to reduce the persistence and volatility of inflation, optimal monetary policy responds more persistently to shocks when private agents learn about the structure of the economy than when they operate under rational expectations. Similarly, Molnár and Santoro (2006) show that optimal monetary policy responds more aggressively to shocks under private sector learning than when private agents have rational expectations. We present similar results in our framework.

Also in a New-Keynesian framework, Orphanides and Williams (2007) study monetary policy in a small estimated model in which the central bank learns about the natural rates of unemployment and interest and private agents learn about the structure of the economy. They show that the explicit communication of the central bank's inflation objective substantially improves macroeconomic performance under a suboptimal policy, while the gains are fairly modest under the optimal policy. Rudebusch and Williams (2008) instead study how the publication of the central bank's interest rate projections can better align private sector expectations when private agents do not observe either the coefficients in the monetary policy rule or the central bank's target level for inflation. Aoki and Kimura (2007) show that the learning processes of the central bank and the private sector imply that higher-order beliefs become relevant, leading to an increase in macroeconomic persistence and volatility. They also show that private sector learning can reduce macroeconomic volatility over time, and announcing the inflation objective can help the central bank to estimate the natural rate of interest.

A different but related strand of the literature explores the implications of variability in the central bank's preferences or in the inflation objective for the dynamic properties of the economy, under the assumption that central bank preferences and objectives are perfectly observable and credible. Cogley, Primiceri, and Sargent (2008) attribute the decline in the persistence of the inflation gap (defined as the deviation of inflation from the measured time-varying inflation objective) to the decline in the variance of permanent shocks to a time-varying but observable inflation target. Ireland (2007) argues that monetary policy has increased the degree of inflation persistence by shifting the inflation objective in accordance with realized supply-side shocks, to effectively accommodate them. Finally, Dennis (2006) and Beechey and Österholm (2007) argue that shifts in the central bank's preferences, toward a sharper focus on inflation stabilization at the expense of output stabilization, are behind the lower degrees of macroeconomic persistence and in particular inflation persistence in the U.S. economy since the time of Paul Volcker's chairmanship of the Federal Reserve.

In contrast to these papers, we study an estimated medium-sized DSGE model often used for quantitative analysis. We show that while announcing the inflation target reduces the volatility originating in shocks to monetary policy, this volatility is small relative to that from the remaining shocks in the model. This result partly reflects the fact

that the standard deviation of monetary policy shocks in our model, which is calibrated for a period with broadly anchored inflation trends, is relatively small compared, for instance, with the great inflation period of the 1970s.

Finally, Beechey (2004) and Gürkaynak, Sack, and Swanson (2005) use similar models to explore the relationship between monetary policy and the yield curve. Beechey uses a stylized model with optimizing agents to study the effects on the yield curve of central bank private information concerning macroeconomic shocks and the central bank's preferences, following Ellingsen and Söderström (2001, 2005). In her model, the central bank sets monetary policy optimally given a quadratic loss function, and private agents use a Kalman filter to construct estimates of the unobservable shocks. Gürkaynak, Sack, and Swanson (2005) use a small macroeconomic model (without complete microfoundations) to study the effects of macroeconomic announcements on the yield curve. They rationalize the large response of long-term forward rates found in case studies through a model in which the central bank's inflation target moves with actual inflation, but the target is unobservable to the private sector, and private agents use a signal extraction methodology to estimate the current inflation target from observed movements in the short-term interest rate.<sup>3</sup> We deviate from these authors by studying an estimated medium-scale DSGE model. While our model is also suited to studying the behavior of the yield curve, we focus here on macroeconomic volatility in general.

Our paper is organized as follows. We present the structure of the model economy, following Smets and Wouters (2003), and discuss the restrictions on the private sector's information set and the Kalman filter used to construct estimates of the two monetary policy shocks in section 1. We then present the results concerning volatility in private expectations and the macroeconomy in section 2, and we study the design of optimized rules for monetary policy in section 3. Finally, we summarize our findings and conclude in section 4.

## **1. THE MODEL**

We use the dynamic stochastic general equilibrium model developed and estimated on quarterly euro area data by Smets and

3. Gürkaynak, Levin, and Swanson (2006) use a similar model.

Wouters (2003).<sup>4</sup> Here we briefly present the log-linearized version of the model; we refer to Smets and Wouters (2003) for a more extensive discussion.

### 1.1 The Structural Model

Households choose consumption, labor supply, and holdings of a one-period bond to maximize lifetime utility, which depends on consumption relative to an external habit level and leisure. Utility maximization subject to a standard budget constraint gives the log-linearized consumption Euler equation

$$C_t = \frac{h}{1+h} C_{t-1} + \frac{1}{1+h} E_t C_{t+1} - \frac{1-h}{\sigma_c(1+h)} (R_t - E_t \pi_{t+1} - \varepsilon_t^b), \quad (1)$$

where  $C_t$  is aggregate consumption,  $R_t$  is the nominal one-period interest rate (measured at a quarterly rate),  $\pi_t$  is the one-period rate of inflation,  $h \in [0, 1)$  determines the importance of habits,  $\sigma_c > 0$  is related to the intertemporal elasticity of substitution, and  $\varepsilon_t^b$  is a shock to household preferences.

Households act as price setters in the labor market, but wages are set in a staggered fashion: a fraction  $1 - \xi_w$  of wages are reset in a given period, and the remaining fraction is partially indexed to past inflation. This gives the log-linearized real wage equation

$$W_t = \frac{\beta}{1+\beta} E_t W_{t+1} + \frac{1}{1+\beta} W_{t-1} + \frac{\beta}{1+\beta} E_t \pi_{t+1} - \frac{1+\beta\gamma_w}{1+\beta} \pi_t + \frac{\gamma_w}{1+\beta} \pi_{t-1} - \frac{(1-\beta\xi_w)(1-\xi_w)\lambda_w}{[\lambda_w + (1+\lambda_w)\sigma_l](1+\beta)\xi_w} \left[ W_t - \sigma_l L_t - \frac{\sigma_c}{1-h} (C_t - hC_{t-1}) + \varepsilon_t^l \right] + \eta_t^w, \quad (2)$$

where  $W_t$  is the real wage,  $L_t$  is aggregate labor demand,  $\beta \in [0, 1]$  is a discount factor,  $\gamma_w$  is the degree of wage indexation,  $\sigma_l$  measures the elasticity of labor supply,  $\lambda_w$  is the steady-state wage markup,  $\varepsilon_t^l$  is a labor supply shock, and  $\eta_t^w$  is a wage markup shock.

4. This model is based on Christiano, Eichenbaum, and Evans (2005). Other versions of the model include Smets and Wouters (2005, 2007), Levin and others (2005), and Del Negro and others (2005). The model specification used here corresponds to that estimated by Smets and Wouters (2003), and it differs slightly from the specification presented in their paper. Frank Smets and Raf Wouters kindly provided the specification of the estimated model.

Households also own the capital stock, which is rented to firms producing intermediate goods at the rental rate  $r_t^k$ . They can increase the supply of capital by either investing in new capital or changing the utilization rate of installed capital, and both actions are costly in terms of foregone consumption. The optimal choice of the capital stock, investment, and the utilization rate give the log-linearized conditions

$$I_t = \frac{1}{1+\beta} I_{t-1} + \frac{\beta}{1+\beta} E_t I_{t+1} + \frac{1}{\varphi_i(1+\beta)} Q_t + \frac{1}{\varphi_i(1+\beta)[1-\beta\rho_i(1-\tau)]} \varepsilon_t^i, \quad (3)$$

$$Q_t = -(R_t - E_t \pi_{t+1}) + \beta(1-\tau) E_t Q_{t+1} + [1-\beta(1-\tau)] \frac{1+\psi}{\psi} E_t r_{t+1}^k + (1+\beta) \varphi_i \eta_t^q, \quad (4)$$

and

$$K_t = (1-\tau) K_{t-1} + \tau I_{t-1}, \quad (5)$$

where  $I_t$  is investment,  $Q_t$  is Tobin's  $Q$ ,  $K_t$  is the total capital stock,  $\varphi_i$  is the second derivative of the investment adjustment cost function,  $\tau$  is the depreciation rate of capital,  $\psi$  is the elasticity of the capital utilization cost function,  $\varepsilon_t^i$  is a shock to the investment cost function, and  $\eta_t^q$  is a shock that captures variations in the external finance premium.

There is a single final good that is produced under perfect competition using a continuum of intermediate goods. These intermediate goods, in turn, are produced under monopolistic competition using capital and labor inputs with a Cobb-Douglas technology. Prices on intermediate goods are staggered as in Calvo (1983), so a fraction  $1 - \xi_p$  of prices are reset in a given period. The remaining prices are partially indexed to past inflation.<sup>5</sup> The optimal price-setting behavior then implies that

5. More recent models instead assume that the prices that are not reoptimized are indexed partly to past inflation and partly to the (nonzero) inflation target or steady-state inflation (see, for instance, Smets and Wouters, 2007). This assumption would imply that changes in the perceived inflation target have a direct effect on price setting and therefore on welfare (see below).



aggregate inflation is determined by the New-Keynesian Phillips curve:

$$\begin{aligned} \pi_t = & \frac{\beta}{1 + \beta\gamma_p} E_t \pi_{t+1} + \frac{\gamma_p}{1 + \beta\gamma_p} \pi_{t-1} \\ & + \frac{(1 - \beta\xi_p)(1 - \xi_p)}{\xi_p (1 + \beta\gamma_p)} [\alpha r_t^k + (1 - \alpha)W_t - \varepsilon_t^a] + \eta_t^p, \end{aligned} \tag{6}$$

where  $\gamma_p$  is the degree of indexation to past inflation,  $\alpha$  is the Cobb-Douglas parameter on capital,  $\varepsilon_t^a$  is a technology shock, and  $\eta_t^p$  is a price markup shock. Profit optimization also gives the labor demand function,

$$L_t = -W_t + \frac{1 + \psi}{\psi} r_t^k + K_{t-1}. \tag{7}$$

Finally, market clearing implies that

$$Y_t = \frac{\alpha\varphi_y}{\psi} r_t^k + \alpha\varphi_y K_{t-1} + (1 - \alpha)\varphi_y L_t + \varphi_y \varepsilon_t^a, \tag{8}$$

where  $Y_t$  is the aggregate level of output, and  $\varphi_y$  is equal to one plus the share of the fixed cost in production. The resource constraint gives

$$Y_t = c_y C_t + \tau k_y I_t + \varepsilon_t^g, \tag{9}$$

where  $c_y$  and  $k_y$  are the steady-state ratios of consumption and capital to output, and  $\varepsilon_t^g$  is government spending.<sup>6</sup>

The model contains eight structural shocks. Three of these—the price and wage markup shocks,  $\eta_t^p$  and  $\eta_t^w$ , and the equity premium shock,  $\eta_t^q$ —are assumed to be white noise with variances  $\sigma_p^2$ ,  $\sigma_w^2$ , and  $\sigma_q^2$ . The remaining five shocks—to preferences, the investment adjustment cost, technology, labor supply, and government spending—are assumed to follow the stationary autoregressive processes:

6. Onatski and Williams (2004) add a term on the right-hand side of equation (9) to include capital utilization costs, which was omitted in the original Smets and Wouters (2003) model. We choose to use the latter specification, which was estimated on euro area data.

$$\varepsilon_t^j = \rho_j \varepsilon_{t-1}^j + \eta_t^j, \quad j = b, i, a, l, g, \quad (10)$$

where  $\rho_j \in [0, 1)$ , and the innovations  $\eta_t^j$  are white noise with variance  $\sigma_j^2$ .

## 1.2 Monetary Policy

For the specification of monetary policy, we depart slightly from Smets and Wouters (2003) by assuming that monetary policy is set according to the following interest rate rule:<sup>7</sup>

$$R_t = (1 - g_r) \left[ \pi_t^* + g_\pi \left( \pi_{t-1} - \pi_t^* \right) + g_y \left( Y_{t-1} - Y_{t-1}^n \right) \right] + g_r R_{t-1} + \varepsilon_t^r. \quad (11)$$

Thus, the nominal one-period interest rate,  $R_t$ , is a linear combination of the deviation of the previous period's rate of inflation,  $\pi_{t-1}$ , from the central bank's current inflation objective,  $\pi_t^*$ , the previous period's output gap (the log deviation of real output,  $Y_t$ , from its natural level,  $Y_t^n$ ), and the previous period's interest rate.<sup>8</sup> There are two exogenous elements in the policy rule: the inflation objective,  $\pi_t^*$ , and the monetary policy shock,  $\varepsilon_t^r$ . In general, these are assumed to follow stationary first-order autoregressive processes:

$$\pi_t^* = \rho_* \pi_{t-1}^* + \eta_t^* \quad (12)$$

7. Smets and Wouters (2003) instead specify their monetary policy rule as follows:

$$R_t = (1 - g_r) \left[ \pi_t^* + g_\pi (\pi_{t-1} - \pi_t^*) + g_y (Y_t - Y_t^n) \right] + g_{\Delta\pi} (\pi_t - \pi_{t-1}) + g_{\Delta y} [(Y_t - Y_t^n) - (Y_{t-1} - Y_{t-1}^n)] + g_r R_{t-1} + \varepsilon_t^r,$$

and obtain the estimates  $g_\pi = 1.684$ ,  $g_y = 0.099$ ,  $g_{\Delta\pi} = 0.140$ , and  $g_{\Delta y} = 0.159$ , and  $g_r = 0.961$ . Also, they estimate the autoregressive coefficient of the inflation target to  $\rho_* = 0.924$ . Using this rule instead of our rule gives very similar qualitative results. We also experimented with rules including the current rate of inflation and output gap, and rules with persistent monetary policy shocks rather than gradual behavior, as advocated by Rudebusch (2002). Again, the results with these rules are similar to those presented here.

8. The natural output level is defined as the output level in the equilibrium with flexible wages and prices and without the shocks to the wage and price markups and the external finance premium. The presence of the past inflation rate and output gap in the policy rule implies that monetary policy only responds to predetermined variables. In the terminology of Svensson and Woodford (2004), the policy rule is an operational or explicit instrument rule, as opposed to an implicit instrument rule that includes variables that are not predetermined. Such rules are also recommended by McCallum (1997).

and

$$\varepsilon_t^r = \rho_r \varepsilon_{t-1}^r + \eta_t^r, \tag{13}$$

where  $\rho_*, \rho_r \in [0,1)$  and  $\eta_t^*$  and  $\eta_t^r$  are white noise processes with variances  $\sigma_*^2$  and  $\sigma_r^2$ . However, we assume that the inflation target is very persistent (close to a random walk), while the monetary policy shock is almost white noise.<sup>9</sup>

### 1.3 Parameterization

For the structural parameters, we use the calibrated or estimated values from Smets and Wouters (2003), summarized in table 1. These estimates were obtained using quarterly data from the euro area from 1980:2 to 1999:4. For the monetary policy parameters, we start with a fairly standard calibration of the policy rule (11), setting  $g_\pi = 2.0$ ,  $g_v = 0.2$ , and  $g_r = 0.9$  (also reported in table 1), while in section 3 we choose the policy rule parameters to minimize a standard objective function for the central bank. The inflation objective,  $\pi_t^*$ , is assumed to be a near-random walk, with  $\rho_* = 0.99$ , while the temporary monetary policy shock,  $\varepsilon_t^r$ , is essentially white noise, with  $\rho_r = 0.01$ . Changes in the inflation objective are thus highly persistent (the half-life of a shock is close to 70 quarters), while other deviations from the policy rule are entirely temporary. The standard deviations of the two monetary policy shocks are set to the Smets and Wouters (2003) estimates:  $\sigma_* = 0.017$  percentage point and  $\sigma_r = 0.081$  percentage point, respectively. Innovations to the temporary shock are thus almost five times as volatile as those to the inflation target.<sup>10</sup> However, since the model is estimated on a sample with changing monetary regimes and high inflation in Europe, the estimated volatility of the inflation target is likely an upper bound on the true volatility.

9. Time variation in the inflation target could be due to true time variation in the preferred inflation rate of an individual central banker, time variation in the composition of the monetary policy committee (and thus in the average preferred inflation rate of the committee), or time variation in the committee’s concerns for the zero lower bound of interest rates. We assume that the inflation target is close to a random walk, so changes in the inflation target are not expected to be reversed immediately, but are seen as close to permanent.

10. Andolfatto, Hendry, and Moran (2005) model the inflation target as a Bernoulli process, so occasional shifts in the inflation target are followed by long periods of a constant target. Our specification implies that the inflation target changes in every period, but with a very low variance. One advantage of this specification is that the Kalman filter produces optimal forecasts of the future temporary shock and inflation target.

**Table 1. Parameter Values<sup>a</sup>**

| <i>Parameter</i>                           | <i>Value</i> | <i>Description</i>                              |
|--|--------------|---|
| <i>Calibrated parameters</i>               |              |   |
| $\beta$                                    | 0.99         | Discount factor                                 |
| $\tau$                                     | 0.025        | Depreciation rate of capital                    |
| $\alpha$                                   | 0.30         | Capital share in production                     |
| $k_y$                                      | 8.8          | Capital/output ratio                            |
| $c_y$                                      | 0.60         | Consumption/output ratio                        |
| $\lambda_w$                                | 0.5          | Average wage markup                             |
| <i>Estimated structural parameters</i>     |              |   |
| $\phi_i$                                   | 6.771        | Investment adjustment cost parameter            |
| $\sigma_c$                                 | 1.353        | Coefficient of relative risk aversion           |
| $h$  | 0.573        | Consumption habit parameter                     |
| $\sigma_l$                                 | 2.400        | Elasticity of labor supply                      |
| $\phi_y$                                   | 1.408        | Fixed cost in production                        |
| $\psi$                                     | 0.169        | Elasticity of capital utilization cost function |
| $\xi_w$                                    | 0.737        | Calvo wage parameter                            |
| $\xi_p$                                    | 0.908        | Calvo price parameter                           |
| $\gamma_w$                                 | 0.763        | Rate of wage indexation                         |
| $\gamma_p$                                 | 0.469        | Rate of price indexation                        |
| <i>Estimated autoregressive parameters</i> |              |   |
| $\rho_b$                                   | 0.855        | Preference shock                                |
| $\rho_i$                                   | 0.927        | Investment cost shock                           |
| $\rho_a$                                   | 0.823        | Productivity shock                              |
| $\rho_l$                                   | 0.889        | Labor supply shock                              |
| $\rho_g$                                   | 0.949        | Government spending shock                       |
| <i>Estimated standard deviations</i>       |              |   |
| $\sigma_b$                                 | 0.336        | Preference shock                                |
| $\sigma_i$                                 | 0.085        | Investment cost shock                           |
| $\sigma_q$                                 | 0.604        | Equity premium shock                            |
| $\sigma_a$                                 | 0.598        | Productivity shock                              |
| $\sigma_p$                                 | 0.160        | Price markup shock                              |
| $\sigma_w$                                 | 0.289        | Wage markup shock                               |
| $\sigma_l$                                 | 3.520        | Labor supply shock                              |
| $\sigma_g$                                 | 0.325        | Government spending shock                       |
| $\sigma_*$                                 | 0.017        | Inflation objective                             |
| $\sigma_r$                                 | 0.081        | Temporary monetary policy shock                 |

**Table 1. (continued)**

| <i>Parameter</i>                             | <i>Value</i> | <i>Description</i>                             |
|--|--------------|--|
| <i>Calibrated monetary policy parameters</i> |              |  |
| $g_\pi$                                      | 2.0          | Coefficient on inflation                       |
| $g_y$  | 0.2          | Coefficient on output gap                      |
| $g_r$  | 0.9          | Coefficient on lagged interest rate            |
| $\rho_*$                                     | 0.99         | Persistence in inflation objective             |
| $\rho_r$                                     | 0.01         | Persistence in temporary monetary policy shock |

Source: Smets and Wouters (2003).

a. The estimated parameter values are taken from Smets and Wouters (2003) (the mode of their estimated posterior distribution), using euro area data from 1980:2 to 1999:4.

### 1.4 Private Sector Information

Our key assumption is that private agents are unable to distinguish between the two exogenous shocks to the monetary policy rule—namely, the inflation objective,  $\pi_t^*$ , and the temporary monetary policy, shock  $\varepsilon_t^r$ . However, they are perfectly informed about all other aspects of the economy. Since they can observe the interest rate,  $R_t$ , private agents can use the policy rule (11) to back out the combination

$$\hat{\varepsilon}_t = (1 - g_r)(1 - g_\pi)\pi_t^* + \varepsilon_t^r, \tag{14}$$

and then use the Kalman filter to calculate optimal estimates of the inflation target,  $\pi_t^*$ , and the policy shock,  $\varepsilon_t^r$ .<sup>11</sup> The Kalman filter is thus characterized by the state equation

$$\begin{aligned} \begin{bmatrix} \pi_{t+1}^* \\ \varepsilon_{t+1}^r \end{bmatrix} &= \begin{bmatrix} \rho_* & 0 \\ 0 & \rho_r \end{bmatrix} \begin{bmatrix} \pi_t^* \\ \varepsilon_t^r \end{bmatrix} + \begin{bmatrix} \eta_{t+1}^* \\ \eta_{t+1}^r \end{bmatrix} \\ &\equiv \mathbf{F} \begin{bmatrix} \pi_t^* \\ \varepsilon_t^r \end{bmatrix} + \begin{bmatrix} \eta_{t+1}^* \\ \eta_{t+1}^r \end{bmatrix} \end{aligned} \tag{15}$$

11. As mentioned earlier, this specification is similar to those of Erceg and Levin (2003) and Andolfatto, Hendry, and Moran (2005).

and the observation equation

$$\begin{aligned}\hat{\varepsilon}_t &= \left[ (1 - g_r)(1 - g_\pi) \quad 1 \right] \begin{bmatrix} \pi_t^* \\ \varepsilon_t^r \end{bmatrix} \\ &\equiv \mathbf{H}' \begin{bmatrix} \pi_t^* \\ \varepsilon_t^r \end{bmatrix}.\end{aligned}\tag{16}$$

Optimal forecasts of the future inflation target and policy shock are then calculated as

$$\begin{bmatrix} \hat{E}_t \pi_{t+1}^* \\ \hat{E}_t \varepsilon_{t+1}^r \end{bmatrix} = (\mathbf{F} - \kappa \mathbf{H}') \begin{bmatrix} \hat{E}_{t-1} \pi_t^* \\ \hat{E}_{t-1} \varepsilon_t^r \end{bmatrix} + \kappa \mathbf{H}' \begin{bmatrix} \pi_t^* \\ \varepsilon_t^r \end{bmatrix},\tag{17}$$

where  $\kappa$  is the Kalman gain.<sup>12</sup> The optimal estimates of the current target and policy shock are given by

$$\begin{bmatrix} \hat{E}_t \pi_t^* \\ \hat{E}_t \varepsilon_t^r \end{bmatrix} = \mathbf{F}^{-1} \begin{bmatrix} \hat{E}_t \pi_{t+1}^* \\ \hat{E}_t \varepsilon_{t+1}^r \end{bmatrix}.\tag{18}$$

Although private agents' estimates of  $\pi_t^*$  and  $\varepsilon_t^r$  do not enter the model explicitly, these estimates affect private expectations of future monetary policy and therefore indirectly affect all other endogenous variables. Since agents learn over time, private expectations are generally biased predictors of future outcomes. This bias may

12. To determine the Kalman gain  $\kappa$ , let  $\Sigma$  be the variance-covariance matrix of  $[\eta_{t+1}^* \ \eta_{t+1}^r]'$  and let  $\mathbf{P}_{t+1|t}$  denote the mean-squared error of the forecast of  $\mathbf{x}_{t+1} \equiv [\pi_{t+1}^* \ \varepsilon_{t+1}^r]'$ , that is,

$$\mathbf{P}_{t+1|t} = E \left[ (\xi_{t+1} - \hat{E}_t \xi_{t+1})(\xi_{t+1} - \hat{E}_t \xi_{t+1})' \right].$$

Starting from the unconditional mean-squared error, given by  $\text{vec}(\mathbf{P}_{10}) = (\mathbf{I} - \mathbf{F} \otimes \mathbf{F})^{-1} \text{vec}(\Sigma)$ , the Kalman gain matrix and the mean-squared error are found by iterating on

$$\kappa_t = \mathbf{F} \mathbf{P}_{t|t-1} \mathbf{H}' (\mathbf{H}' \mathbf{P}_{t|t-1} \mathbf{H})^{-1}$$

and

$$\mathbf{P}_{t+1|t} = (\mathbf{F} - \kappa_t \mathbf{H}') \mathbf{P}_{t|t-1} (\mathbf{F} - \kappa_t \mathbf{H}')' + \Sigma.$$

See Hamilton (1994, chap. 13) for details. Thus, the Kalman gain depends on all elements of  $\mathbf{F}$ ,  $\mathbf{H}$ , and  $\Sigma$ , that is, on  $g_\pi$ ,  $g_r$ ,  $\rho_*$ ,  $\rho_r$ ,  $\sigma_*$ , and  $\sigma_r$ .

lead private agents to make inefficient decisions, so the economy may experience inefficient volatility relative to the case of perfect information. If the central bank were instead to announce the current level of the inflation target,  $\pi_t^*$ , private agents would be able to perfectly infer the realization of the shock  $\varepsilon_t^*$ , and the perfect-information equilibrium would be attainable. We next study the effects on macroeconomic volatility of announcing the inflation target—that is, we move from the equilibrium with imperfect information to that with perfect information.

## 2. MACROECONOMIC DYNAMICS AND VOLATILITY

This section explores the dynamics of our model economy, first in terms of impulse responses to the two monetary policy shocks and then in terms of the volatility of simulated time series.

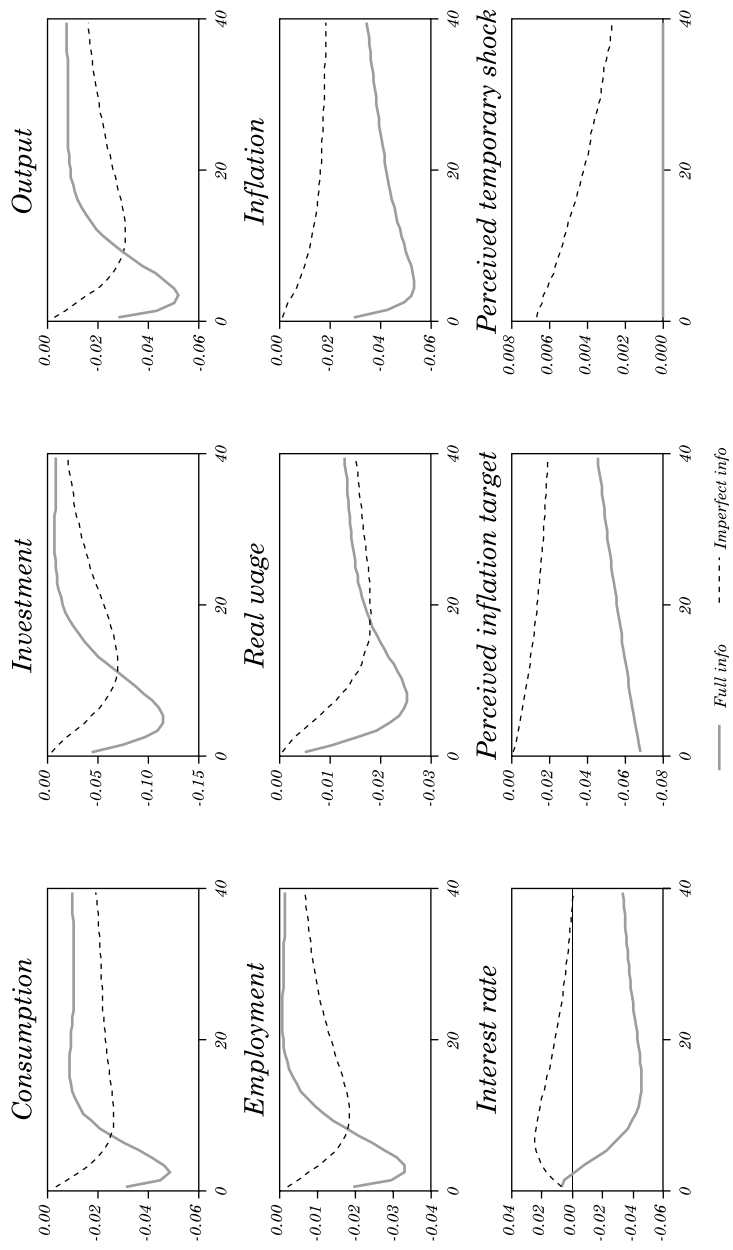
### 2.1 The Effects of Monetary Policy Shocks

Figures 1 and 2 show impulse responses to one-standard-deviation innovations to the inflation objective and the temporary monetary policy shock, respectively. The solid lines represent the impulse responses (and forecasts) in the benchmark case of full information (when all shocks are observable), the dash-dotted lines represent optimal forecasts with imperfect information, and the dashed lines show the effects of shocks on the economy when there is imperfect information and agents learn over time.<sup>13</sup>

Consider first the case of full information, represented by the solid lines in figures 1 and 2. Figure 1 shows impulse responses and forecasts after a negative shock to the inflation target,  $\pi_t^*$ . With full information, private agents immediately notice that the inflation target has decreased, so the perceived target jumps down to its new level and agents adjust their expectations accordingly. As a consequence, inflation falls in the initial period, and the central bank is able to increase the real interest rate with only a slight increase in the nominal interest rate, which is soon reversed. This leads to a decrease in consumption, investment, output, employment, and the real wage and, therefore, a drop in inflation. When inflation and the

13. In all figures and tables, the inflation and interest rates are measured on an annualized basis. The appendix outlines how we simulate the model and construct impulse responses with imperfect information.

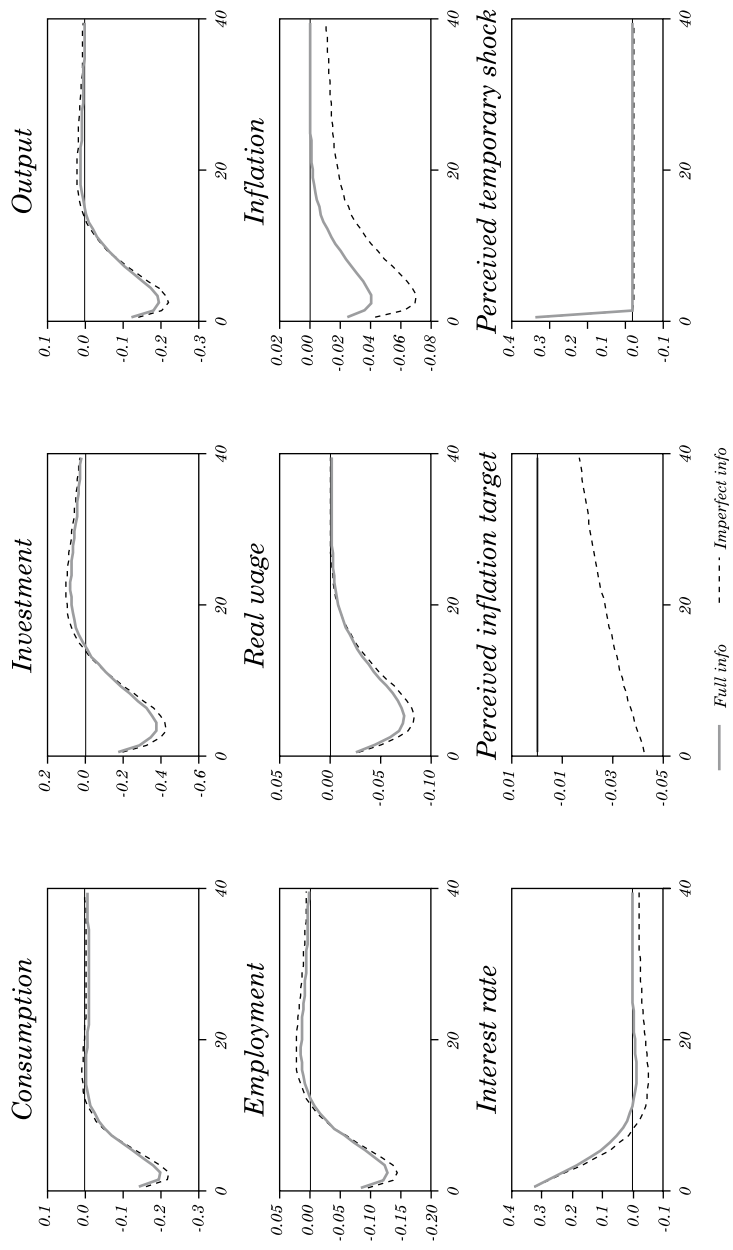
**Figure 1. Impulse Responses to an Inflation Target Shock<sup>a</sup>**



Source: Authors' calculations.  
 a. This figure shows impulse responses to a one-standard-deviation negative innovation to the inflation target,  $\pi_t^*$ .



**Figure 2. Impulse Responses to a Temporary Monetary Policy Shock<sup>a</sup>**



Source: Authors' calculations.  
 a. This figure shows impulse responses to a one-standard-deviation innovation to the temporary monetary policy shock,  $\epsilon_t^t$ .

time-varying inflation target are close, they move back together to the initial level, and the nominal interest rate follows them back. The real interest rate is therefore close to its neutral level, and all real variables return toward steady state. There is thus a hump-shaped response of all variables, with the maximum effect on output (around 5 basis points) after four to six quarters.

After a positive innovation to the temporary monetary policy shock,  $\varepsilon_t'$ , in figure 2, the interest rate increases by the full amount of the shock (32 basis points), and the real interest rate increases even more as expected inflation falls. This leads to a reduction in all real variables, which motivates the decrease in inflation. Again, all responses are hump-shaped, and the maximum effects on output (−20 basis points) and inflation (−4 basis points) occur after three quarters.

Under imperfect information, private agents use the Kalman filter to make optimal estimates of the current and future inflation target and policy shock, and they adjust their expectations accordingly. Figure 1 shows that after a negative inflation target shock, a persistent increase in the interest rate is necessary to reduce inflation expectations. Private agents observe the small increase in the nominal interest rate, and they attribute this partly to a negative inflation target shock and partly to a positive temporary policy shock. As they know that the inflation target is much less volatile than the temporary shock, their optimal estimate of the inflation target initially falls very little (by 0.09 basis point), while the estimate of the temporary shock increases more (by 0.67 basis point).

As time passes, the central bank increases the interest rate further, and when agents update their information set, they find it increasingly likely that the inflation target has in fact decreased. Inflation therefore falls further, and all real variables continue to drop as the real interest rate increases. As agents learn, the perceived and actual inflation target slowly converge, and the perceived temporary monetary policy shock approaches zero. This slow learning process implies that all variables respond more gradually and persistently to the inflation target shock than in the case of full information, and the maximum effects on output now occur after twelve quarters. As in Erceg and Levin (2003) and Nunes (2005), the presence of imperfect information substantially increases the real cost of disinflation.

After a temporary policy shock in figure 2, private agents again observe an increase in the nominal interest rate and attribute almost

all of this (32 basis points) to a positive temporary shock and very little (4 basis points) to a negative inflation target shock. In the initial period, the main difference compared with the full information case is a larger fall in inflation, as private agents believe that the inflation objective is lower. Thus, the same increase in the interest rate leads to a larger increase in the real interest rate under imperfect information, with a larger effect on real variables.

As agents learn over time, the monetary policy tightening leads to a slightly deeper recession than under full information, and the central bank needs to lower the interest rate below the initial level to stimulate the economy. The real variables then return toward steady state, often with some overshooting, while inflation and the interest rate return very slowly to their initial levels, together with the perceived inflation target.

To summarize, imperfect information about the two policy shocks implies that agents optimally attribute almost all unexpected movements in the nominal interest rate to the more volatile temporary shock and very little to the persistent inflation target shock, which is less volatile. To persuade private agents that the inflation target is lower, the central bank needs to tighten policy more, resulting in a deeper recession. The learning process implies that all variables respond more gradually to an inflation target shock with imperfect than with full information. The temporary policy shock, on the other hand, has very similar effects under imperfect and full information, as agents attribute most of the unexpected interest rate movement to the temporary shock.

## **2.2 Imperfect Information and Macroeconomic Volatility**

It is clear from the impulse responses and forecasts in figures 1 and 2 that imperfect information about the two monetary policy shocks has large effects on the dynamic behavior of the economy and private sector forecasts, particularly after shocks to the inflation target. This impression is confirmed by panel A of table 2, which shows the variance in some key macroeconomic variables in the model that is due to the two monetary policy shocks.<sup>14</sup>

14. The reported variances are averages across 1,000 simulated samples of 10,000 observations (after discarding the initial 500 observations). Inflation and the interest rate are in annualized terms, so  $\bar{\pi}_t = 4\pi_t$  and  $\bar{R}_t = 4R_t$ .

**Table 2. Variances of Simulated Data under Full and Imperfect Information<sup>a</sup>**

| <i>Type of information</i>            | $C_t$ | $Y_t$ | $I_t$ | $L_t$ | $W_t$ | $\bar{\pi}_t$ | $Y_t - Y_t^n$ | $\bar{R}_t$ | $\bar{\pi}_t - \bar{\pi}_t^*$ |
|---------------------------------------|-------|-------|-------|-------|-------|---------------|---------------|-------------|-------------------------------|
| <i>A. Monetary policy shocks only</i> |       |       |       |       |       |               |               |             |                               |
| Full information                      | 0.21  | 0.24  | 1.15  | 0.094 | 0.068 | 0.140         | 0.24          | 0.42        | 0.025                         |
| Imperfect information                 | 0.26  | 0.30  | 1.44  | 0.120 | 0.079 | 0.089         | 0.30          | 0.35        | 0.150                         |
| <i>B. All shocks</i>                  |       |       |       |       |       |               |               |             |                               |
| Full information                      | 6.89  | 7.12  | 77.23 | 3.54  | 1.60  | 1.34          | 3.76          | 1.29        | 1.22                          |
| Imperfect information                 | 6.94  | 7.18  | 77.51 | 3.57  | 1.61  | 1.29          | 3.82          | 1.22        | 1.34                          |

Source: Authors' calculations.

a. This table reports simulated variances (averages over 1,000 simulated series of 10,000 observations) in the models with full information and with imperfect information. Inflation and the interest rate are in annualized terms:  $\bar{\pi}_t = 4\pi_t$  and  $\bar{R}_t = 4R_t$ .

Conditional on the two monetary policy shocks, most variables are considerably more volatile under imperfect information than under full information, with the exception of inflation and the interest rate. The variance of the real variables resulting from monetary policy shocks is 20 to 25 percent larger with imperfect information than with full information, while inflation and the nominal interest rate are considerably less volatile with imperfect information. A review of figures 1 and 2 reveals that this effect on volatility is mainly due to the effect of shocks to the inflation target, where the response of all real variables is more gradual with imperfect information and leads to larger volatility. Since inflation target shocks have a smaller impact on inflation and the interest rate with imperfect information than with full information, these variables are also less volatile. Thus, imperfect information about the monetary policy shocks has an important impact on macroeconomic volatility, conditional on the two monetary policy shocks.

However, the remaining eight shocks are observable to the private sector and therefore are not affected by the information restrictions, so the total effect of imperfect information on macroeconomic volatility depends on the overall contribution of the monetary policy shocks to volatility. Panel B of table 2 reports the effects of imperfect information on aggregate volatility. This panel reveals that imperfect information has very small effects on the volatility of macroeconomic variables once we take into account all structural shocks: the variance of most real variables increases by less than one percent. The largest effects are on inflation and interest rate volatility, which is lower with imperfect information, and on the volatility of inflation around the target, which is substantially higher. This is because actual inflation adjusts slowly to changes in the inflation target when private agents cannot directly observe the target (see figure 1). Nevertheless, the overall effects of imperfect information on macroeconomic volatility—and thus the potential benefits of credibly announcing the central bank's target for inflation—seem modest.<sup>15</sup>

15. In the case of full information, the inflation target is not constant but varies over time. Since the volatility of the inflation target is very low, however, the outcome with a known constant inflation target is very similar to the full information case reported here.

### 2.3 The Role of Private Sector Information about Monetary Policy Shock Processes

The above results suggest that the presence of imperfect information has small effects on macroeconomic volatility, so the gains of announcing the exact inflation target are small. As discussed earlier, however, the response of private expectations to the unobservable shocks depends crucially on the perceived volatility of the shocks. In the benchmark calibration, the temporary shock is considerably more volatile than the inflation target shock. Private agents therefore attribute a small fraction of the unexpected movement in the interest rate to the inflation target and a large fraction to the temporary shock, with a small effect on overall volatility as a result.

If the central bank is unwilling to announce its inflation target, it may be difficult for private agents to estimate the variance of the target. In this section, we therefore analyze an alternative scenario in which private agents overestimate the variance of the inflation target. Specifically, we set the perceived standard deviation of the inflation target five times larger than the actual standard deviation, so the perceived standard deviation is  $\hat{\sigma}_* = 0.085$ , which is of similar magnitude to the standard deviation of the temporary policy shock. In this situation, private agents will attribute a greater part of the unexpected movements in the interest rate to inflation target shocks than when they know the true variance of the inflation target.

To illustrate how private agents' perceptions affect the speed with which they update their forecasts as new information arrives, figures 3 and 4 show how the sensitivity of the optimal forecasts for the inflation target and the temporary policy shock to the observed interest rate depends on the perceived coefficients in the monetary policy rule and the persistence and volatility of the two monetary policy shocks.<sup>16</sup> Figure 3 reveals that private agents' inflation target forecast is more sensitive to unexpected changes in the observed interest rate either when the central bank is more responsive to inflation deviations from target (that is, when  $g_\pi$  is large) or when the inflation target process is seen to be more persistent or volatile (that is, when  $\rho_*$  or

16. The figures thus plot the two updating coefficients in the Kalman gain,  $\kappa$ , in equation (17) as a function of  $g_\pi$ ,  $g_r$ ,  $\rho_*$ ,  $\rho_r$ ,  $\sigma_*$ , and  $\sigma_r$ . Rudebusch and Williams (2008) also discuss how the private sector's information set affects the optimal updating scheme in a model in which private agents are unable to observe the inflation target and the central bank helps private agents by publishing its forecast for the interest rate.

$\sigma_*$  is large).<sup>17</sup> A larger central bank response to the lagged interest rate or more persistence or volatility in the temporary policy shock instead reduce the effect of new information on the inflation target forecast. Figure 4 shows the opposite pattern for the sensitivity of the temporary shock forecast. In our benchmark calibration (marked by vertical lines in the figures), private agents' forecasts are particularly sensitive to the perceived volatility of the inflation target: an increase in the perceived volatility leads to much larger effects of unexpected interest rate movements on the optimal inflation target forecast, but smaller effects on the forecast of the temporary shock.

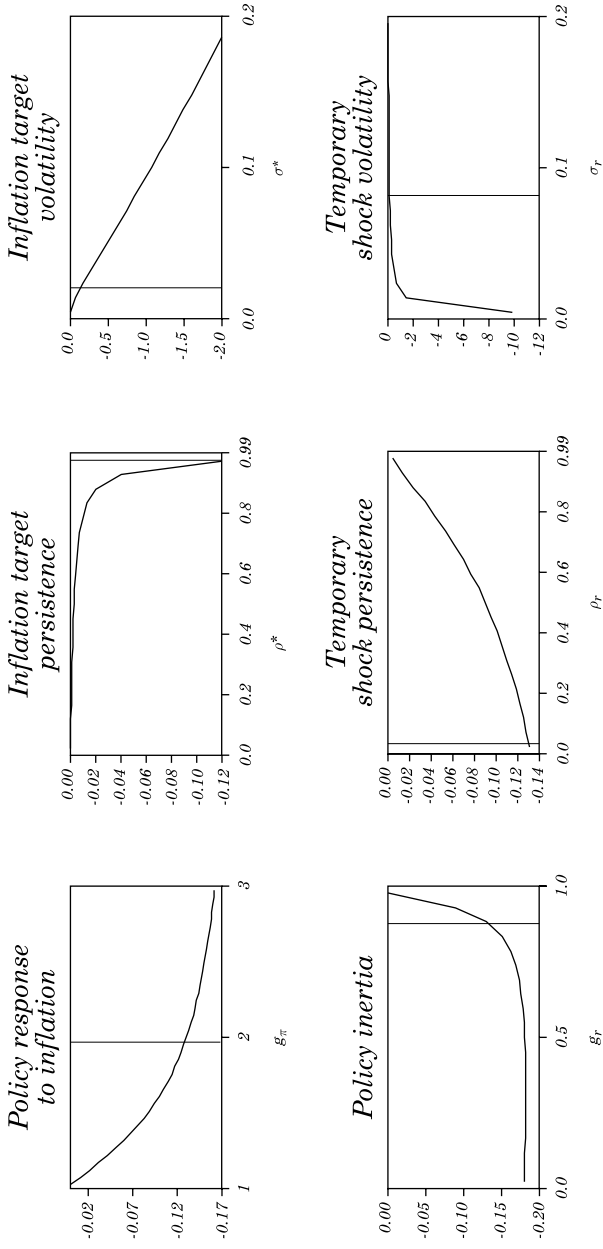
Figures 5 and 6 show impulse responses to innovations to the two monetary policy shocks when private agents overestimate the variance of the inflation target. (The responses under full information are the same as in figures 1 and 2.) After an inflation target shock in figure 5, the larger movements in the perceived inflation target imply that inflation falls faster than when private agents know the variance of the inflation target. The increase in the nominal interest rate now translates into a larger increase in the real interest rate than when private agents know the true variance of the inflation target, with a deeper and less gradual recession as a result. The central bank reduces the nominal interest rate toward the new target level more quickly, and as the perceived inflation target approaches the true target, all real variables and inflation return to their steady-state levels earlier than before. The negative humps in the impulse responses are thus deeper but less persistent than before.

After a temporary policy shock in figure 6, the differences between the cases of imperfect and full information are larger than in figure 2. The initial interest rate increase translates into a much larger fall in the perceived inflation target, which leads to lower inflation, a higher real interest rate, and a deeper initial recession. The central bank then quickly reduces the interest rate, and all variables return toward steady state with some overshooting.

In general, when private agents overestimate the volatility of the inflation target, both shocks have larger but less persistent effects on all variables. As private agents' estimate of the inflation target is more sensitive to shocks, actual inflation also responds more to these shocks, translating into larger movements in the real interest rate and the other real variables.

17. The inflation target forecast responds negatively to the observed interest rate, as an interest rate increase signals a decrease in the target.

**Figure 3. Sensitivity of the Inflation Target Forecast to New Information<sup>a</sup>**

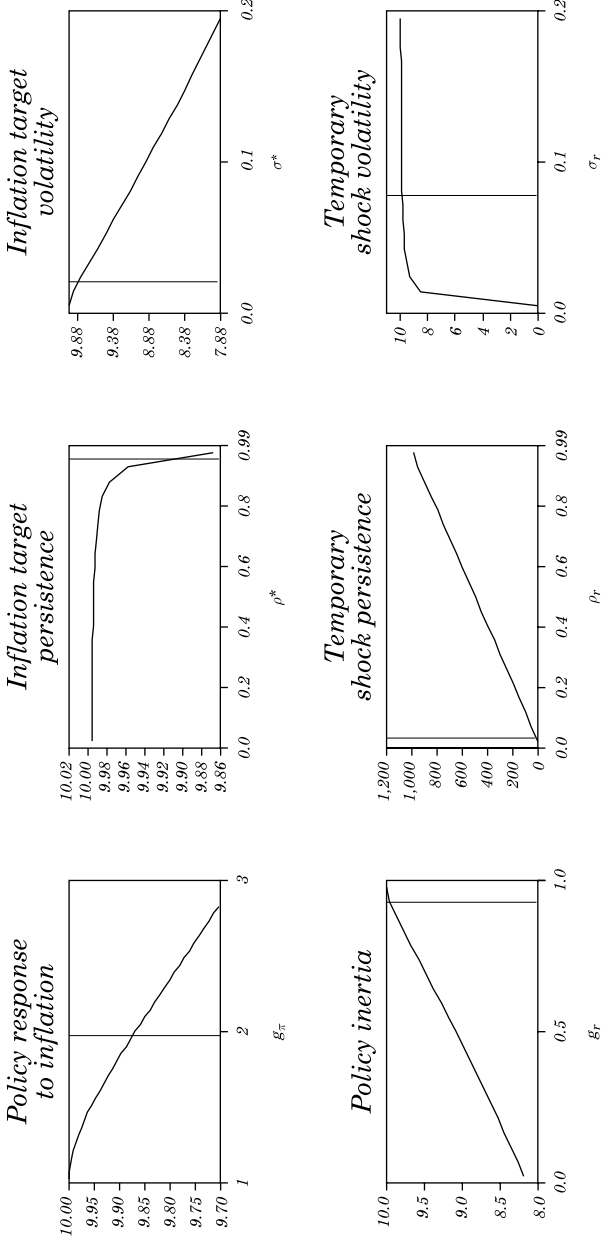


Source: Authors' calculations.

a. This figure shows the optimal updating coefficient (namely, the Kalman gain) for the inflation target forecast as key parameters vary from the benchmark calibration. Vertical lines denote benchmark values.

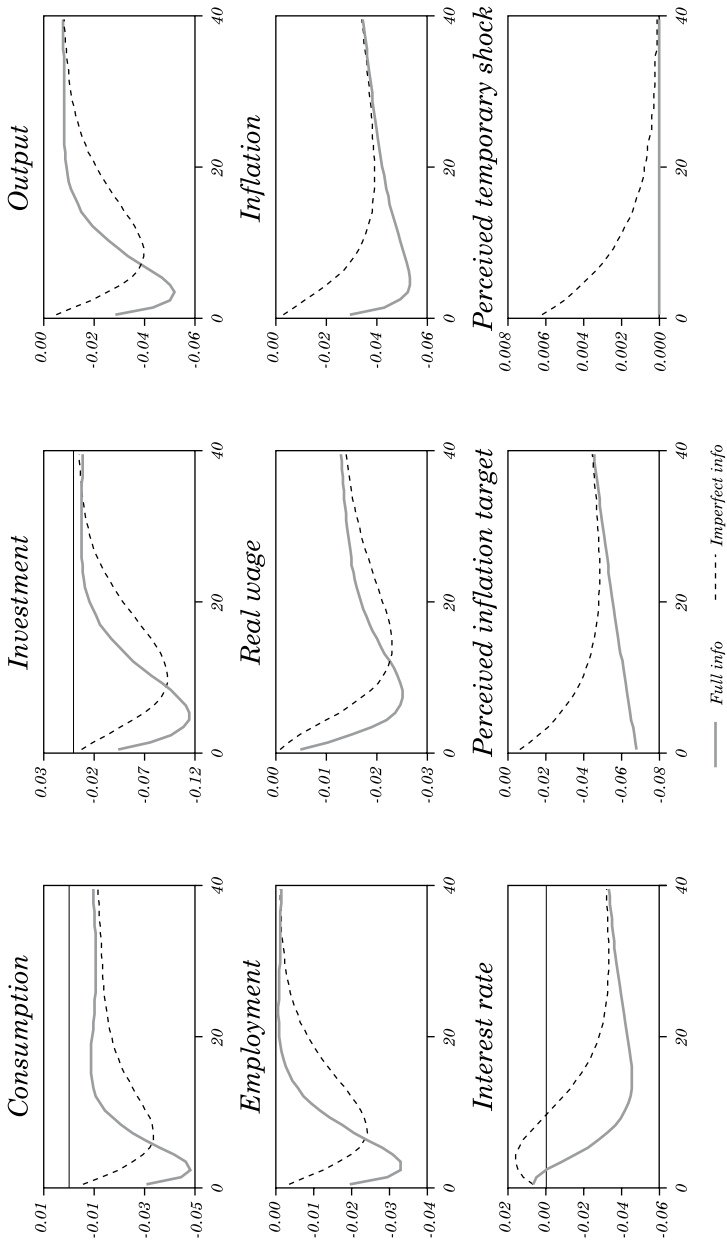


**Figure 4. Sensitivity of the Temporary Policy Shock Forecast to New Information<sup>a</sup>**



Source: Authors' calculations.  
 a. This figure shows the optimal updating coefficient (namely, the Kalman gain, multiplied by 1,000) for the temporary policy shock forecast as key parameters vary from the benchmark calibration. Vertical lines denote benchmark values.

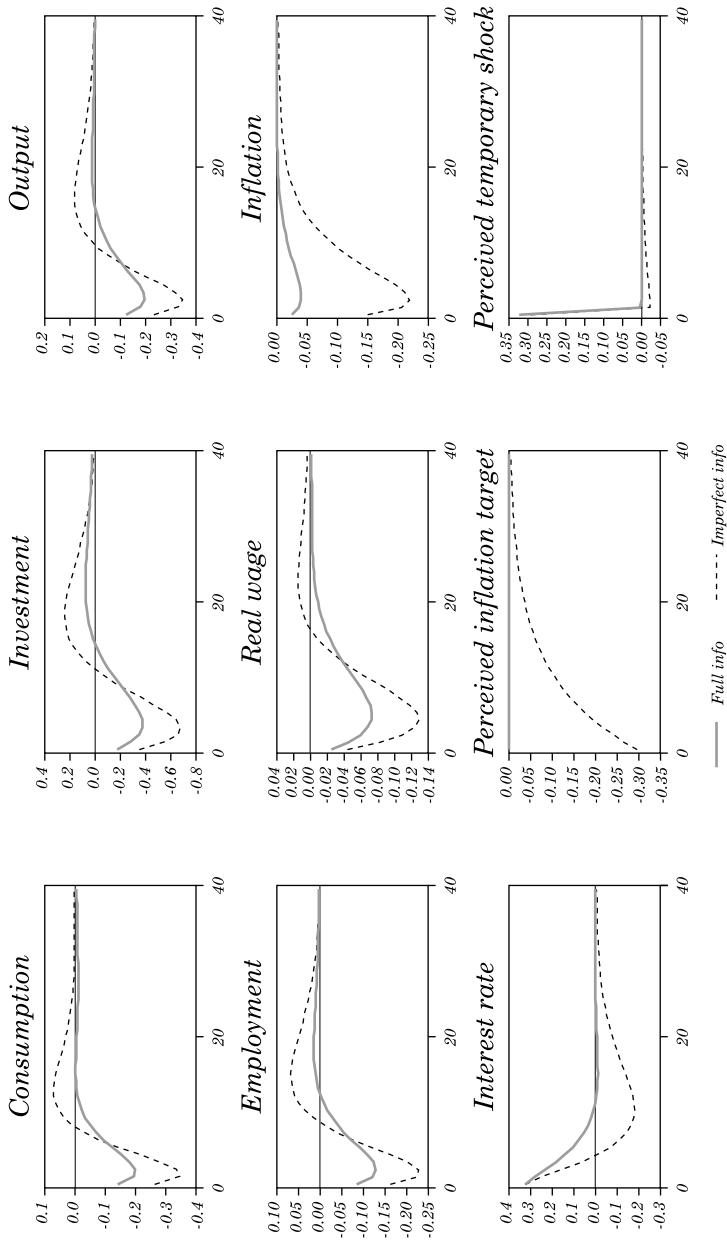
**Figure 5. Impulse Responses to an Inflation Target Shock When Private Agents Overestimate the Volatility of the Inflation Target<sup>a</sup>**



Source: Authors' calculations.

a. This figure shows impulse responses to a one-standard-deviation negative innovation to the inflation target,  $\pi_t^*$ , when private agents overestimate the volatility of the inflation target:  $\hat{\sigma}_\pi^* = 5\sigma_\pi$ .

**Figure 6. Impulse Responses to a Temporary Monetary Policy Shock When Private Agents Overestimate the Volatility of the Inflation Target.<sup>a</sup>**



Source: Authors' calculations.

a. This figure shows impulse responses to a one-standard-deviation innovation to the temporary monetary policy shock,  $\epsilon_t^f$ , when private agents overestimate the volatility of the inflation target:  $\delta_* = 5 \sigma_*$ .

Table 3 shows that all variables are now considerably more volatile than with full information. This is particularly the case for inflation, the output gap, and the interest rate, but the variances of the real variables also increase by around five percent relative to the full information case. Thus, when we allow for imperfect information not only on the shocks to the monetary policy rule but also on the variance of these shocks, our model is able to generate fairly large effects of imperfect information on macroeconomic volatility. As a consequence, the gains in terms of macroeconomic stability from announcing the central bank's inflation target are reasonably large.

### 3. OPTIMIZED MONETARY POLICY RULES AND IMPERFECT CREDIBILITY

We now study the properties of optimized rules for monetary policy within our framework. We assume that the central bank aims to stabilize inflation around the inflation target, the output gap, and the interest rate by minimizing the following loss function:

$$L_t = \text{var}(\bar{\pi}_t - \bar{\pi}_t^*) + \lambda_y \text{var}(Y_t - Y_t^n) + \lambda_r \text{var}(\bar{R}_t), \quad (19)$$

where  $\bar{\pi}_t$ ,  $\bar{\pi}_t^*$ , and  $\bar{R}_t$  measure inflation, the inflation target, and the nominal interest rate in annualized terms, so, for example,  $\bar{\pi}_t \equiv 4\pi_t$ . While this objective function does not represent the welfare of a representative household in our economy, it is consistent with the mandates of most central banks.<sup>18</sup> We assume that the central bank preference parameters are given by  $\lambda_y = 0.5$  and  $\lambda_r = 0.1$ , so the central bank attaches a larger weight to inflation stability than to output gap stability, and a small weight to interest rate stability.<sup>19</sup>

18. A proper welfare analysis would use an approximation of the representative household's utility as the central bank loss function (see, for instance, Woodford, 2003). In this case, the assumptions concerning firms' price setting would have a direct impact on the welfare criterion. If, as in our model, prices are indexed only to past inflation, the inflation target does not directly affect private sector behavior, and the utility-based loss function would not depend on the volatility of the inflation target. If prices were indexed to the (perceived) inflation target, changes in the target would have direct welfare effects.

19. The interest rate stabilization objective can be seen as a proxy for stability in financial markets. For instance, Tinsley (1999) argues that interest rate volatility may increase term premiums and therefore lead to higher long-term interest rates. From a theoretical perspective, Woodford (2003) shows that the welfare-maximizing policy should aim at reducing interest rate volatility when there are money transaction frictions or when the central bank wants to avoid the zero lower bound of nominal interest rates.

**Table 3. Variances of Simulated Data When Private Agents Overestimate the Volatility of the Inflation Target<sup>a</sup>**

| <i>Type of information</i>            | $C_t$ | $Y_t$ | $I_t$ | $L_t$ | $W_t$ | $\bar{\pi}_t$ | $Y_t - Y_t^n$ | $\bar{R}_t$ | $\bar{\pi}_t - \bar{\pi}_t^*$ |
|---------------------------------------|-------|-------|-------|-------|-------|---------------|---------------|-------------|-------------------------------|
| <i>A. Monetary policy shocks only</i> |       |       |       |       |       |               |               |             |                               |
| Full information                      | 0.21  | 0.24  | 1.15  | 0.094 | 0.068 | 0.14          | 0.24          | 0.42        | 0.025                         |
| Imperfect information                 | 0.52  | 0.64  | 3.26  | 0.270 | 0.140 | 0.43          | 0.64          | 0.61        | 0.360                         |
| <i>B. All shocks</i>                  |       |       |       |       |       |               |               |             |                               |
| Full information                      | 6.89  | 7.12  | 77.23 | 3.54  | 1.60  | 1.34          | 3.76          | 1.29        | 1.22                          |
| Imperfect information                 | 7.19  | 7.51  | 79.34 | 3.72  | 1.68  | 1.62          | 4.15          | 1.48        | 1.55                          |

Source: Authors' calculations.

a. This table reports simulated variances (averages over 1,000 simulated series of 10,000 observations) in the models with full information and with imperfect information when private agents overestimate the volatility of the inflation target:  $\hat{\sigma}_* = 5\sigma_*$ . Inflation and the interest rate are in annualized terms:  $\bar{\pi}_t = 4\pi_t$  and  $\bar{R}_t = 4R_t$ .

We first choose the coefficients in the central bank's policy rule (11) to minimize the central bank loss function when private agents have perfect information about the inflation target and the temporary monetary policy shock.<sup>20</sup> We then evaluate this optimized rule in the case of imperfect information concerning the inflation target. Finally, we discuss whether deviating from the optimized rule may improve the outcome of monetary policy when private agents do not have full information about the inflation target.

The coefficients that minimize the value of the loss function (19) in the case of full information are given by  $g_\pi = 10.740$ ,  $g_y = 2.159$ , and  $g_r = 0.958$ . Panel A of table 4 reports the outcome for the three alternative models under this rule, along with the value of the loss function (19). For comparison, panel B reports the corresponding results for the calibrated rule analyzed in section 2. Relative to typical parameterizations of monetary policy rules (and the calibrated rule used earlier), the optimized rule responds more aggressively to both inflation and the output gap and is also slightly more inertial.<sup>21</sup> Comparing the first rows of panels A and B shows that this more aggressive rule is considerably more efficient than the calibrated rule in stabilizing the output gap, at the cost of higher volatility in inflation around the target and the interest rate.

We then implement the rule optimized for the full information model in the models with imperfect information. Panel A of table 4 shows that the presence of imperfect information (when agents know the true variance of the inflation target) leads to modest increases in the volatility of the real variables, as well as the output gap and inflation around the target. Thus, the value of the loss function is only slightly higher than with full information: the increase in loss when moving from full information to imperfect information is equivalent

20. When optimizing the policy rule coefficients, we retain the temporary shocks to the policy rule, even if they are suboptimal. This allows us to compare with the case of imperfect information, where the temporary shocks are necessary to generate a nontrivial learning problem.

21. It is not uncommon for optimized policy rules to be more aggressive than estimated rules. This result is often attributed to the fact that the optimized rules do not take into account different sources of uncertainty that may make policy more cautious. See, for instance, Rudebusch (2001) or Cateau (2007).

**Table 4. Performance of Optimized and Calibrated Monetary Policy Rules<sup>a</sup>**

| Type of policy rule and information                 | Simulated variances |       |       |       |       |               |               |             |                               |       |
|---|---------------------|-------|-------|-------|-------|---------------|---------------|-------------|-------------------------------|-------|
|   | $C_t$               | $Y_t$ | $I_t$ | $L_t$ | $W_t$ | $\bar{\pi}_t$ | $Y_t - Y_t^n$ | $\bar{R}_t$ | $\bar{\pi}_t - \bar{\pi}_t^*$ | Loss  |
| <b>A. Optimized rule</b>                            |                     |       |       |       |       |               |               |             |                               |       |
| Full information                                    | 7.86                | 9.17  | 92.93 | 3.95  | 1.62  | 1.56          | 1.67          | 3.15        | 1.43                          | 2.580 |
| Imperfect information, $\hat{\sigma}_* = \sigma_*$  | 7.89                | 9.20  | 93.05 | 3.97  | 1.63  | 1.54          | 1.70          | 3.14        | 1.47                          | 2.639 |
| Imperfect information, $\hat{\sigma}_* = 5\sigma_*$ | 7.94                | 9.23  | 93.13 | 3.98  | 1.63  | 1.61          | 1.73          | 3.15        | 1.49                          | 2.677 |
| <b>B. Calibrated rule</b>                           |                     |       |       |       |       |               |               |             |                               |       |
| Full information                                    | 6.89                | 7.12  | 77.23 | 3.54  | 1.60  | 1.34          | 3.76          | 1.29        | 1.22                          | 3.238 |
| Imperfect information, $\hat{\sigma}_* = \sigma_*$  | 6.94                | 7.18  | 77.51 | 3.57  | 1.61  | 1.29          | 3.82          | 1.22        | 1.34                          | 3.380 |
| Imperfect information, $\hat{\sigma}_* = 5\sigma_*$ | 7.19                | 7.51  | 79.34 | 3.72  | 1.68  | 1.62          | 4.15          | 1.48        | 1.55                          | 3.785 |

Source: Authors' calculations.

a. This table reports simulated variances (averages over 1,000 simulated series of 10,000 observations) in the models with full information and with imperfect information. The optimized rule is the parameterization of the policy rule (11) that minimizes the loss function (19) with  $\lambda_y = 0.5$  and  $\lambda_r = 0.1$  under full information, and is given by  $g_x = 10.740$ ,  $g_y = 2.159$ , and  $g_r = 0.958$ . The calibrated rule is given by  $g_x = 2.0$ ,  $g_y = 0.2$ , and  $g_r = 0.9$ .

to a permanent deviation of inflation from the target of 0.02 percent.<sup>22</sup> Assuming that private agents also overestimate the variance of the inflation target leads to a further increase in volatility and loss, but again the effects are modest: the difference relative to the full information case is now equivalent to a permanent inflation gap of 0.03 percent. A comparison with the calibrated rule in panel B reveals, however, that the central bank is able to substantially reduce the effects of imperfect information by optimizing the policy rule. Under the calibrated rule, the presence of imperfect information is equivalent to a permanent inflation gap of 0.34 and 0.45 percent, respectively, for the two specifications of imperfect information.<sup>23</sup>

To analyze the effects of imperfect information on the optimized policy rule, we study the performance of six alternative rules, where we let one policy rule coefficient at a time deviate from the optimized rule by 10 percent while keeping the remaining coefficients at their optimized levels.<sup>24</sup> The results are reported in table 5. By construction, any deviations from the optimized rule will increase loss in the full information model, but panel A of the table shows that the effects of deviating from the optimized coefficients on inflation or the output gap are very small. It is more costly to deviate from the optimized coefficient on the lagged interest rate: reducing the interest rate coefficient by 10 percent increases loss substantially, and increasing the coefficient to 0.99 has an even stronger effect.<sup>25</sup>

Panel B shows the results for the model in which private agents have imperfect information, but know the true variance of the inflation target. Now, deviations from the optimized rule do not necessarily increase loss, as the rule is optimized for the full information model.

22. To see this, consider the quadratic version of the loss function (19) given by

$$L_t = (1 - \hat{\beta}) E_t \sum_{j=0}^{\infty} \hat{\beta}^j \left[ (\bar{\pi}_{t+j} - \bar{\pi}_{t+j}^*)^2 + \lambda_y (Y_{t+j} - Y_{t+j}^n)^2 + \lambda_r \bar{R}_{t+j}^2 \right],$$

which approaches the specification in equation (19) as the central bank discount factor  $\hat{\beta}$  approaches one. A permanent inflation gap of  $x$  percent then implies a value of the loss function of  $(1 - \hat{\beta}) \sum_{j=0}^{\infty} \hat{\beta}^j x^2 = x^2$ . If we denote the loss under full information as  $L_0$  and the loss under imperfect information as  $L_1$ , the permanent inflation gap that would be equivalent to moving from full information to imperfect information is given by  $x = \sqrt{L_1} - \sqrt{L_0}$ .

23. A similar result is obtained by Orphanides and Williams (2007).

24. The coefficient of the lagged interest rate is not allowed to be larger than 0.99.

25. One reason for the large costs of deviating from the optimized degree of policy inertia is that the long-term responses to inflation and the output gap (given by  $g_\pi$  and  $g_y$ ) are kept unchanged in this exercise. Therefore, adjusting the coefficient on the lagged interest rate also affects the short-term responses to inflation and output, given by  $(1 - g_r)g_\pi$  and  $(1 - g_r)g_y$ .



**Table 5. Performance of Alternative Monetary Policy Rules<sup>a</sup>**

| Type of policy rule  | Simulated variances |               |             |                               | Loss  |
|--|---------------------|---------------|-------------|-------------------------------|-------|
|  | $\bar{\pi}_t$       | $Y_t - Y_t^n$ | $\bar{R}_t$ | $\bar{\pi}_t - \bar{\pi}_t^*$ |       |
| <i>A. Full information</i>   |                     |               |             |                               |       |
| Optimized rule   | 1.56                | 1.67          | 3.15        | 1.43                          | 2.580 |
| Large $g_\pi$  | 1.51                | 1.76          | 3.32        | 1.37                          | 2.586 |
| Small $g_\pi$  | 1.62                | 1.57          | 2.98        | 1.50                          | 2.588 |
| Large $g_y$  | 1.61                | 1.54          | 3.26        | 1.48                          | 2.585 |
| Small $g_y$  | 1.51                | 1.82          | 3.04        | 1.37                          | 2.586 |
| Large $g_r$  | 1.66                | 3.10          | 1.09        | 1.53                          | 3.196 |
| Small $g_r$  | 1.55                | 1.32          | 8.86        | 1.42                          | 2.966 |
| <i>B. Imperfect information, <math>\hat{\sigma}_* = \sigma_*</math></i>  |                     |               |             |                               |       |
| Optimized rule   | 1.54                | 1.70          | 3.14        | 1.47                          | 2.639 |
| Large $g_\pi$  | 1.49                | 1.80          | 3.32        | 1.41                          | 2.642 |
| Small $g_\pi$  | 1.60                | 1.61          | 2.98        | 1.54                          | 2.648 |
| Large $g_y$  | 1.59                | 1.57          | 3.25        | 1.52                          | 2.640 |
| Small $g_y$  | 1.49                | 1.86          | 3.03        | 1.41                          | 2.647 |
| Large $g_r$  | 1.63                | 3.26          | 1.02        | 1.65                          | 3.389 |
| Small $g_r$  | 1.54                | 1.33          | 8.91        | 1.43                          | 2.988 |
| <i>C. Imperfect information, <math>\hat{\sigma}_* = 5\sigma_*</math></i> |                     |               |             |                               |       |
| Optimized rule   | 1.61                | 1.73          | 3.15        | 1.49                          | 2.677 |
| Large $g_\pi$  | 1.56                | 1.83          | 3.31        | 1.43                          | 2.673 |
| Small $g_\pi$  | 1.68                | 1.64          | 3.00        | 1.57                          | 2.694 |
| Large $g_y$  | 1.66                | 1.60          | 3.26        | 1.54                          | 2.675 |
| Small $g_y$  | 1.56                | 1.89          | 3.04        | 1.43                          | 2.689 |
| Large $g_r$  | 2.06                | 3.99          | 1.27        | 1.98                          | 4.099 |
| Small $g_r$  | 1.56                | 1.33          | 8.85        | 1.43                          | 2.980 |

Source: Authors' calculations.

a. This table reports simulated variances (averages over 1,000 simulated series of 10,000 observations) in the models with full information and with imperfect information for different parameterizations of the monetary policy rule (11). The optimized rule is the parameterization that minimizes the loss function (19) with  $\lambda_y = 0.5$  and  $\lambda_r = 0.1$  under full information, and it is given by  $g_\pi = 10.740$ ,  $g_y = 2.159$ , and  $g_r = 0.958$ . Large and small coefficients are 10 percent larger or smaller than the optimized coefficients, with the exception of the large  $g_r$ , which equals 0.99.

Nevertheless, all deviations from the optimized rule increase loss, and the results are similar to the case of full information.

Finally, panel C shows the results when agents have imperfect information about the monetary policy shocks and overestimate the variance of the inflation target. In this case, the central bank is better off responding more aggressively to inflation or the output gap than under full information (although the gains are very small). As before, a large coefficient on the lagged interest rate is detrimental to central bank loss, even more so than in the other two cases. The reported variances show that responding more aggressively to inflation implies that inflation follows the inflation target more closely, at the cost of small increases in output and interest rate volatility. When private agents overestimate the volatility of the inflation target under imperfect information, the inflation gap is more volatile than under full information. By responding more aggressively to the inflation deviation from target, the central bank helps private agents learn the inflation target more quickly (see figure 3), which tends to reduce overall volatility.<sup>26</sup> The aggressive policy rule is not a perfect substitute for announcing the inflation target, however: moving from imperfect information to full information would reduce the value of the loss function considerably more than responding more aggressively to inflation.

#### **4. CONCLUDING REMARKS**

The aim of this paper was to measure the effects of monetary policy transparency and credibility on macroeconomic volatility and welfare. To this end, we use an estimated DSGE model of the euro area economy in which private agents are unable to distinguish between persistent movements in the central bank's inflation target and temporary deviations from the monetary policy rule.

Our model implies that the macroeconomic benefits of credibly announcing the current level of the time-varying inflation target are reasonably small as long as private agents correctly understand the stochastic processes governing the inflation target and the temporary policy shock. While economic volatility decreases substantially after shocks to monetary policy, these shocks account for a small fraction of

26. Similar results are obtained by Molnár and Santoro (2006) and Orphanides and Williams (2007) in models in which private agents learn about the processes for inflation, output (or unemployment), and the interest rate.

overall volatility in the economy. The overall gains from announcing the time-varying inflation target are therefore fairly small. However, if private agents overestimate the volatility of the inflation target, the overall gains of announcing the target can be substantial.

We have also demonstrated that the central bank to some extent can help private agents in their learning process by responding more aggressively to inflation. If we assume a standard objective function for monetary policy, our results suggest that the optimal response to inflation is more aggressive when private agents have imperfect information and overestimate the volatility of the inflation target than when private agents have full information.

Since our model is derived from the optimizing behavior of private agents, our framework can also be used to study the welfare effects of imperfect monetary policy credibility and transparency, for instance, using a linear-quadratic approximation of welfare in our model, following Benigno and Woodford (2003) and Altissimo, Cúrdia, and Rodríguez Palenzuela (2005). We plan to pursue this avenue in future work.

## APPENDIX

**Simulating the Model with Learning**

The solution of the model is given by

$$\mathbf{z}_t = \mathbf{A} \mathbf{z}_{t-1} + \mathbf{B} \boldsymbol{\eta}_t, \quad (\text{A1})$$

where  $\mathbf{z}_t$  is a vector that includes the variables in the sticky price/wage model (thirteen equations), the Kalman filter variables  $E_t \pi_{t+1}^*$ ,  $E_t \varepsilon_{t+1}^r$ ,  $E_t \pi_t^*$ , and  $E_t \varepsilon_t^r$  (four equations), the flexible price/wage model (nine equations), and the ten shock processes, including  $\pi_t^*$  and  $\varepsilon_t^r$ , while  $\boldsymbol{\eta}_t$  is a vector that includes the ten innovations.

Under imperfect information, the shocks to the inflation target ( $\eta_t^*$ ) and the monetary policy rule ( $\eta_t^r$ ) are not directly observable by private agents. Instead, in each period  $t$ , private agents observe the interest rate  $R_t$ , use the Kalman filter to update their estimates of  $\pi_t^*$  and  $\varepsilon_t^r$ , and then adjust their expectations of future monetary policy, inflation, and output accordingly. As time passes, the observed interest rate differs from agents' expectations, so agents continue to update their information and adjust their expectations. To capture this process we feed in the change in agents' estimates of  $\pi_t^*$  and  $\varepsilon_t^r$  as new "shocks" in each period by calculating

$$\begin{aligned} \begin{bmatrix} \hat{E}_t \eta_t^* \\ \hat{E}_t \eta_t^r \end{bmatrix} &= \begin{bmatrix} \hat{E}_t \pi_t^* \\ \hat{E}_t \varepsilon_t^r \end{bmatrix} - \begin{bmatrix} \hat{E}_{t-1} \pi_t^* \\ \hat{E}_{t-1} \varepsilon_t^r \end{bmatrix} \\ &= \mathbf{F}^{-1} \begin{bmatrix} \hat{E}_t \pi_{t+1}^* \\ \hat{E}_t \varepsilon_{t+1}^r \end{bmatrix} - \begin{bmatrix} \hat{E}_{t-1} \pi_t^* \\ \hat{E}_{t-1} \varepsilon_t^r \end{bmatrix} \\ &= \left[ \mathbf{F}^{-1} (\mathbf{F} - \boldsymbol{\kappa} \mathbf{H}') - \mathbf{I} \right] \begin{bmatrix} \hat{E}_{t-1} \pi_t^* \\ \hat{E}_{t-1} \varepsilon_t^r \end{bmatrix} + \mathbf{F}^{-1} \boldsymbol{\kappa} \mathbf{H}' \begin{bmatrix} \pi_t^* \\ \varepsilon_t^r \end{bmatrix}, \end{aligned} \quad (\text{A2})$$

and we add the shocks  $E_t \eta_t^*$  and  $E_t \eta_t^r$  in the innovation vector  $\boldsymbol{\eta}_t$ , and the forecasts  $E_t \pi_t^*$  and  $E_t \varepsilon_t^r$  among the shock processes in the vector  $\mathbf{z}_t$ . (These  $E_t \pi_t^*$  and  $E_t \varepsilon_t^r$  coincide with those from the Kalman filter.) This gives a total of twenty-six endogenous variables, twelve autoregressive shocks in the vector  $\mathbf{z}_t$ , and twelve innovations in the vector  $\boldsymbol{\eta}_t$ .

Finally, we need to modify the model solution (A1) to take into account the effect of learning on the endogenous variables: while the central bank responds to the true  $\pi_t^*$  and  $\varepsilon_t^r$ , private agents respond to

$E_t \pi_t^*$  and  $E_t \varepsilon_t^r$ . We do this by reshuffling the matrices  $\mathbf{A}$  and  $\mathbf{B}$  so that the columns corresponding to  $\pi_t^*$ ,  $\varepsilon_t^r$ ,  $\eta_t^*$ , and  $\eta_t^r$  in the private sector equations (all equations except the interest rate rule) are moved to the positions of  $E_t \pi_t^*$ ,  $E_t \varepsilon_t^r$ ,  $E_t \eta_t^*$ , and  $E_t \eta_t^r$ . Simulating the model with the learning shocks described above then gives the evolution of the economy.

## REFERENCES

- Altissimo, F., V. Cúrdia and D. Rodríguez Palenzuela. 2005. "Linear-Quadratic Approximation to Optimal Policy: An Algorithm and Two Applications." Frankfurt: European Central Bank.
- Andolfatto, D., S. Hendry and K. Moran. 2005. "Are Inflation Expectations Rational?" EconWPA macroeconomics paper 0501002. Simon Fraser University.
- Aoki, K. and T. Kimura. 2007. "Uncertainty about Perceived Inflation Target and Monetary Policy." Discussion paper series 1: economic studies 2007-18. Frankfurt: Deutsche Bundesbank.
- Beechey, M. 2004. "Excess Sensitivity and Volatility of Long Interest Rates: The Role of Limited Information in Bond Markets." Working paper 173. Stockholm: Sveriges Riksbank.
- Beechey, M. and P. Österholm. 2007. "The Rise and Fall of U.S. Inflation Persistence." Finance and economics discussion paper 2007-26. Washington: Board of Governors of the Federal Reserve System.
- Benati, L. 2006. "Investigating Inflation Persistence across Monetary Regimes." Working paper 851. Frankfurt: European Central Bank.
- Benigno, P. and M. Woodford. 2003. "Optimal Monetary and Fiscal Policy: A Linear-Quadratic Approach." In *NBER Macroeconomics Annual*, edited by M. Gertler and K. Rogoff. MIT Press.
- Bernanke, B.S., T. Laubach, F.S. Mishkin and A.S. Posen. 1999. *Inflation Targeting: Lessons from the International Experience*. Princeton University Press.
- Calvo, G.A. 1983. "Staggered Prices in a Utility-Maximizing Framework." *Journal of Monetary Economics*, 12(3): 383–98.
- Cateau, G. 2007. "Monetary Policy under Model and Data-Parameter Uncertainty." *Journal of Monetary Economics* 54(7): 2083–101.
- Cecchetti, S.G. and M. Ehrmann. 1999. "Does Inflation Targeting Increase Output Volatility? An International Comparison of Policymakers' Preferences and Outcomes." Working paper 7426. Cambridge, Mass.: National Bureau of Economic Research.
- Christiano, L.J., M. Eichenbaum and C.L. Evans. 2005. "Nominal Rigidities and the Dynamic Effects of a Shock to Monetary Policy." *Journal of Political Economy* 113(1): 1–45.
- Clarida, R., J. Galí, and M. Gertler. 1999. "The Science of Monetary Policy: A New Keynesian Perspective." *Journal of Economic Literature* 37(4): 1661–707.

- Cogley, T., G.E. Primiceri and T.J. Sargent. 2008. "Inflation-Gap Persistence in the U.S." Working paper 13749. Cambridge, Mass.: National Bureau of Economic Research.
- Del Negro, M., F. Schorfheide, F. Smets and R. Wouters. 2005. "On the Fit and Forecasting Performance of New Keynesian Models." Working paper 491. Frankfurt: European Central Bank.
- Dennis, R. 2006. "The Policy Preferences of the U.S. Federal Reserve." *Journal of Applied Econometrics* 21(1): 55–77.
- Ellingsen, T. and U. Söderström. 2001. "Monetary Policy and Market Interest Rates." *American Economic Review* 91(5): 1594–607.
- . 2005. "Why Are Long Rates Sensitive to Monetary Policy?" Working paper 256. Milan: Bocconi University, IGIER.
- Erceg, C.J. and A.T. Levin. 2003. "Imperfect Credibility and Inflation Persistence." *Journal of Monetary Economics* 50(4): 915–44.
- Gaspar, V., F. Smets and D. Vestin. 2006a. "Adaptive Learning, Persistence, and Optimal Monetary Policy." Working paper 644. Frankfurt: European Central Bank.
- . 2006b. "Monetary Policy over Time." *Macroeconomic Dynamics* 10(2): 207–29.
- . 2006c. "Optimal Monetary Policy under Adaptive Learning." *Computing in Economics and Finance* 183.
- Gürkaynak, R.S., A.T. Levin, A.N. Marder and E.T. Swanson. 2007. "Inflation Targeting and the Anchoring of Inflation Expectations in the Western Hemisphere." In *Monetary Policy under Inflation Targeting*, edited by F. S. Mishkin and K. Schmidt-Hebbel. Santiago: Central Bank of Chile.
- Gürkaynak, R.S., A.T. Levin and E.T. Swanson. 2006. "Does Inflation Targeting Anchor Long-Run Inflation Expectations? Evidence from long-Term Bond Yields in the U.S., U.K., and Sweden." Working paper 2006-09. Federal Reserve Bank of San Francisco.
- Gürkaynak, R.S., B. Sack and E. Swanson. 2005. "The Sensitivity of Long-Term Interest Rates to Economic News: Evidence and Implications for Macroeconomic Models." *American Economic Review* 95(1): 425–36.
- Hamilton, J.D. 1994. *Time Series Analysis*. Princeton University Press.
- Ireland, P.N. 2007. "Changes in the Federal Reserve's Inflation Target." *Journal of Money, Credit, and Banking* 39(8): 1851–82.
- Kozicki, S. and P.A. Tinsley. 2005. "Permanent and Transitory Policy Shocks in an Empirical Macro Model with Asymmetric

- Information.” *Journal of Economic Dynamics and Control* 29(11): 1985–2015.
- Leiderman, L. and L.E.O. Svensson. 1995. *Inflation Targets*. London: Centre for Economic Policy Research.
- Levin, A.T., F.M. Natalucci and J.M. Piger. 2004. “The Macroeconomic Effects of Inflation Targeting.” *Federal Reserve Bank of St. Louis Review* 86(4): 51–80.
- Levin, A.T., A. Onatski, J.C. Williams and N. Williams. 2005. “Monetary Policy under Uncertainty in Micro-Founded Macroeconometric Models.” In *NBER Macroeconomics Annual*, edited by M. Gertler and K. Rogoff. MIT Press.
- McCallum, B.T. 1997. Comment on “An Optimization-Based Econometric Framework for the Evaluation of Monetary Policy,” by J. J. Rotemberg and M. Woodford. In *NBER Macroeconomics Annual*, edited by B. S. Bernanke and J. J. Rotemberg. MIT Press.
- Molnár, K. and S. Santoro. 2006. “Optimal Monetary Policy When Agents Are Learning.” *Computing in Economics and Finance* 2006, paper 40. Society for Computational Economics.
- Moran, K. 2005. “Learning and the Welfare Implications of Changing Inflation Targets.” Working paper 05-11. Université Laval, CIRPÉE.
- Nunes, R.C. 2005. “Learning the Inflation Target.” Universitat Pompeu Fabra.
- Onatski, A. and N. Williams. 2004. “Empirical and Policy Performance of a Forward-Looking Monetary Model.” Princeton University.
- Orphanides, A. and J.C. Williams. 2007. “Inflation Targeting with Imperfect Knowledge.” *Federal Reserve Bank of San Francisco Economic Review* 1–23.
- Rudebusch, G.D. 2001. “Is the Fed Too Timid? Monetary Policy in an Uncertain World.” *Review of Economics and Statistics* 83(2): 203–17.
- . 2002. “Term Structure Evidence on Interest Rate Smoothing and Monetary Policy Inertia.” *Journal of Monetary Economics* 49(6): 1161–87.
- Rudebusch, G.D. and J.C. Williams. 2008. “Revealing the Secrets of the Temple: The Value of Publishing Central Bank Interest Rate Projections.” In Campbell, John Y. (ed.), *Asset Prices and Monetary Policy*, edited by J. Y. Campbell. University of Chicago Press.
- Smets, F. and R. Wouters. 2003. “An Estimated Dynamic Stochastic General Equilibrium Model of the Euro Area.” *Journal of the European Economic Association* 1(5): 1123–75.



- . 2005. “Comparing Shocks and Frictions in U.S. and Euro Area Business Cycles: A Bayesian DSGE Approach.” *Journal of Applied Econometrics* 20(2), 161–83.
- . 2007. “Shocks and Frictions in U.S. Business Cycles: A Bayesian DSGE Approach.” *American Economic Review* 9(3): 586–606.
- Svensson, L.E.O. and M. Woodford. 2004. “Implementing optimal policy through inflation-forecast targeting.” In *The Inflation-Targeting Debate*, edited by B. S. Bernanke and M. Woodford. University of Chicago Press.
- Tinsley, P.A. 1999. “Short Rate Expectations, Term Premiums, and Central Bank Use of Derivatives to Reduce Policy Uncertainty.” Finance and economics discussion paper 99-14. Washington: Board of Governors of the Federal Reserve System.
- Woodford, M. 2003. *Interest and Prices: Foundations of a Theory of Monetary Policy*. Princeton University Press.